



# SALTDogg® SPREADERS

**NEW** HOPPER DESIGN on  
SHPE2000 SERIES

**NEW** EZ LIDS™ for PRO2000  
and SHPE2000 SERIES



**NOTHING WORKS LIKE A DOGG™**

# Our History



## Our Corporate Family of Companies



Founded in 1946, Buyers Products is a fully integrated manufacturer and a leader in the truck equipment industry. Our engineering, manufacturing and assembly operations take place in the USA, under the Buyers family of companies. **Buyers Products' mission is to improve our Customers' profitability and productivity while enhancing the quality of our products and services.**



**1946**  
Buyers Products Company founded by Sam Ruven and Bessie Kleinman as a distributor of driveline components.

**Tracom**

**1992**  
Buyers acquired Trailer Components Manufacturing (Tracom) for CNC precision machining and tooling, as well as state-of-the-art welding.

**Buyers**  
PRODUCTS COMPANY

**2002**  
Buyers moved its corporate headquarters to a brand new 235,000 sq. ft. state-of-the-art office and distribution center.

**SnowDogg**  
Buyers

**2007**  
Buyers began manufacturing the SnowDogg stainless steel snowplow at our Mentor, Ohio facility.

**Buyers**  
PRODUCTS COMPANY

**2013**  
Buyers acquired an additional 500,000 sq. ft. manufacturing facility in Mentor, Ohio allowing for expansion of our aluminum and stainless steel manufacturing.

**SaltDogg**  
Buyers

**ALL YOUR WORK  
TRUCK PRODUCTS  
ALL THE TIME.**

**2017**  
Buyers launches new website with business partner portal, to make online ordering and account maintenance easy for customers.

**Buyers**

Buyers continued to grow its product offerings and build valued relationships with customers and suppliers. Increased demand for products led to the pursuit of supply chain manufacturing solutions.

**PROGRESSIVE**  
POWDER COATING, INC.

**1995**  
Buyers acquired Progressive Powder Coating. Our Nordson automatic powder application booth is used to powder coat our Buyers toolboxes and other truck and trailer accessories.

**Romotech**  
Rotational Molding Technologies, Inc.

**2004**  
Buyers acquired Romotech in New Paris, Indiana. Our Ferry Industries Rotospeed molding machines are used to manufacture our poly salt spreaders.

**Boomerang**  
RUBBER, INC.

**2009**  
Buyers began our operations at Boomerang Rubber, in Botkins, Ohio manufacturing mudflaps, wheel chocks and other rubber truck and trailer accessories.

**Buyers**  
PRODUCTS COMPANY

**2016**  
Buyers establishes a 22,000 sq ft Engineering Tech Center in Mentor, Ohio. It's multi-use lab, design, training and prototyping space is dedicated to the research and development of innovative product.

Tailgate Spreaders.....	Page 4-9
0.75 - 2.5 Cubic Yard Spreaders (Electric/Gas).....	Page 10-16
3 - 6 Cubic Yard Spreaders (Electric).....	Page 17-21
Mid-Size Spreaders (Gas/Electric/Hydraulic).....	Page 22-25
Municipal Spreaders (Electric/Hydraulic).....	Page 28-31
Municipal Dump Spreaders.....	Page 32-33
Under Tailgate Spreaders.....	Page 34-35
Replacement Tailgate Spreaders.....	Page 36-37
Anti-Ice Systems.....	Page 38-39
Walk / Tow Behind Spreaders.....	Page 40
ATV / UTV Spreaders.....	Page 41
Pre-Wet Systems.....	Page 42-46
Accessories.....	Page 47-48
Equipment Specifications.....	Page 49-51

## NEW PRODUCTS:

### EZ LIDS™ for PRO/SHPE2000 SERIES

Hinged, fitted lid options for most popular poly spreaders  
pg. 12-13



### SHPE4000 / SHPE6000 CHAIN DRIVE

4 or 6 cubic yard spreaders with powerful chain drives  
pg. 20-21



### MID SIZE ELECTRIC / HYDRAULIC AUGER

3.5 - 5.5 cubic yard stainless steel auger spreader  
pg. 24-25



### STANDARD GAS / HYDRAULIC / ELECTRIC ANTI-ICE

210 - 1,750+ gallon systems

pg. 38-39



# TAILGATE SPREADERS

**Gravity / Vertical Auger Feed**



*TGS01B shown*

## OPTIONAL ACCESSORIES

*Additional Accessories pg. 9*

### Wintergate Spreader Mount



PART NO.	DESCRIPTION
025000A	Wintergate Spreader Mount for TGS05B

### Conversion Kit



- Control from cab
- Variable speed
- Higher HP

PART NO.	DESCRIPTION
3005423	Conversion Kit, TGSUV1B to TGSUVPROA

### Auger for Fine Material



PART NO.	DESCRIPTION
3016231	Fine Material Auger for TGS05B*
3016233	Fine Material Auger for TGSUVPROA* / TGS01B*

*\*Required to use Ice Melt with these spreaders*

**TGSUV1B** — Residential Use —  
**Capacity:** 4.4 cubic feet  
**Motor:** 1/8 HP, 12V motor with auxiliary plug adapter  
**Spread Range:** 3-14 feet  
**Feed Mechanism:** Manual open/close gate with gravity feed  
**Power:** Electric  
**Construction:** Poly hopper, powder-coated steel frame  
**Mount:** 1-1/4 and 2 inch receiver hitches  
**Application:** SUVs, 1/2, 3/4, and 1 ton trucks

Bulk Salt	Ice Melt	Bagged #1 Rock Salt	50 / 50 Salt / Sand
	✓	✓	



**TGSUVPROA** — Light Commercial Use —  
**Capacity:** 4.4 cubic feet  
**Motor:** 1/2 HP, 12V motor with variable speed controller  
**Spread Range:** 3-30 feet  
**Feed Mechanism:** Gravity feed with vertical auger  
**Power:** Electric  
**Construction:** Poly hopper, powder-coated steel frame  
**Mount:** 2 inch receiver hitches  
**Application:** SUVs, 1/2, 3/4, and 1 ton trucks

Bulk Salt	Ice Melt	Bagged #1 Rock Salt	50 / 50 Salt / Sand
	✓	✓	

*\*Optional fine auger required for Ice Melt (3016233)*



**TGS01B** — Commercial Use —  
**Capacity:** 8 cubic feet  
**Motor:** 1/2 HP, 12V  
**Spread Range:** 3-30 feet  
**Feed Mechanism:** Gravity feed with vertical auger  
**Power:** Electric  
**Construction:** Poly hopper, powder-coated steel frame  
**Mount:** Step bumper mount, 2 inch receiver hitches  
**Application:** 1/2, 3/4, and 1 ton trucks

Bulk Salt	Ice Melt	Bagged #1 Rock Salt	50 / 50 Salt / Sand
	✓	✓	

*\*Optional fine auger required for Ice Melt (3016233)*



**TGS05B** — Commercial Use —  
**Capacity:** 10.79 cubic feet  
**Motor:** 1/2 HP, 12V  
**Spread Range:** 3-30 feet  
**Feed Mechanism:** Gravity feed with vertical auger  
**Power:** Electric  
**Construction:** Low-profile poly hopper, powder-coated steel frame  
**Mount:** Step bumper mount, 2 inch receiver hitches  
**Application:** 1/2, 3/4, and 1 ton trucks

Bulk Salt	Ice Melt	Bagged #1 Rock Salt	50 / 50 Salt / Sand
	✓	✓	

*\*Optional fine auger required for Ice Melt (3016231)*



# TAILGATE SPREADERS

## Horizontal Auger Feed



TGS07 shown

### OPTIONAL ACCESSORIES

*Additional Accessories pg. 9*

#### Bumper Extensions

#### Vibrator Kits



PART NO.	DESCRIPTION
3038518	Bumper Extender for TGS03
3038520	Bumper Extender for TGS07

Use bumper extensions to mount **TGS03 & TGS07** spreaders on trucks with flared tailgates

PART NO.	DESCRIPTION
3028195	80 lb Vibrator Kit for TGS02
3008241	80 lb Vibrator Kit for TGSUV1B/PROA/5B
3020340*	200 lb Vibrator Kit for TGS03
3007416	200 lb Vibrator Kit for TGS03

\*TGS03 requires optional vibrator for bulk sand and salt / sand mix

## TGS02 — Commercial Use —

**Capacity:** 4 cubic feet  
**Motor:** 1/3 HP, 12V dual shaft gear motor  
**Spread Range:** 3-30 feet  
**Feed Mechanism:** Horizontal auger feed  
**Power:** Electric  
**Construction:** Poly hopper, powder-coated steel frame  
**Mount:** 2 inch receiver hitches  
**Application:** SUVs, 1/2, and 3/4 ton trucks

Bulk Salt	Ice Melt	Bagged #1 Rock Salt	50 / 50 Salt / Sand
	✓	✓	



3011864

Variable Speed In-Cab Controller with "Blast" and Vibrator Control

## TGS03 — Commercial Use —

**Capacity:** 8 cubic feet  
**Motor:** 1/2 HP, 12V dual shaft gear motor  
**Spread Range:** 3-30 feet  
**Feed Mechanism:** Horizontal auger feed with stainless steel trough  
**Power:** Electric  
**Construction:** Poly hopper, powder-coated steel frame  
**Mount:** 2 inch Class 4 receiver with horizontal and vertical adjustments to rest on step bumper  
**Application:** 1/2 and 3/4 ton trucks

Bulk Salt	Ice Melt	Bagged #1 Rock Salt	50 / 50 Salt / Sand*
✓	✓	✓	✓

*Optional vibrator required for bulk sand and salt / sand mix (3020340)*  
*Optional bumper extension to mount on trucks with flared tailgates (3038518)*



TGS03RED

TGS03YEL

3011864

Variable Speed In-Cab Controller with "Blast" and Vibrator Control

## TGS07 — Commercial Use —

**Capacity:** 11 cubic feet  
**Motor:** 1/2 HP, 12V dual shaft gear motor  
**Spread Range:** 3-30 feet  
**Feed Mechanism:** Horizontal auger feed with stainless steel trough  
**Power:** Electric  
**Construction:** Poly hopper, powder-coated steel frame  
**Mount:** 2 inch Class 4 receiver with horizontal and vertical adjustments to rest on step bumper  
**Application:** 3/4 and 1 ton trucks  
**Includes:** 200 lb concealed vibrator

Bulk Salt	Ice Melt	Bagged #1 Rock Salt	50 / 50 Salt / Sand
✓	✓	✓	✓

*Optional bumper extension to mount on trucks with flared tailgates (3038520)*



TGS07RED

TGS07YEL

3011864

Variable Speed In-Cab Controller with "Blast" and Vibrator Control

# TAILGATE SPREADERS

**Gravity / Vibrator Feed**



*TGS06 shown*

## TGS06

Bulk Salt	Ice Melt	Bagged #1 Rock Salt	50 / 50 Salt / Sand
	✓	✓	

## FEATURES

**Capacity:** 10 cubic feet

**Motor:** 12V motor housed in sealed chamber

**Spread Range:** 3-30 feet

**Feed Mechanism:** Manual open/close gate with gravity feed

**Power:** Electric

**Construction:** Poly hopper, powder-coated steel frame

**Mount:** 2 inch hitch receiver  
(Includes universal stake pocket attachment)

**Application:** 3/4 and 1 ton trucks

## CONTROLLER

Variable speed controller

- Vibrator On/Off switch
- Digital speed display
- Blast button "blasts" extra material where heavy spreading is required



3011864

# TAILGATE SPREADERS **COMPARISON CHART**

	CAPACITY CU. FT.	SPREAD (FT)	IDEAL USE	VEHICLE APPLICATION	SPINNER	RECEIVER HITCH	DIMENSIONS (H X W X L)	WT. (LB)
<b>TGSUV1B</b>	4.41	12-14	Residential	SUVs, 1/2, and 3/4 ton trucks	9" Poly	1-1/4" & 2", Class 3 or 4	40.5" x 22.5" x 20.5"	68
<b>TGSUVPROA</b>	4.41	3-30	Residential / Light Commercial	SUVs, 1/2, and 3/4 ton trucks	9" Poly	2", Class 4	40.5" x 22.5" x 20.5"	74
<b>TGS02</b>	3.0	3-30	Residential / Light Commercial	SUVs, 1/2, and 3/4 ton trucks	9" Poly	2", Class 4	32" x 30" x 22"	64
<b>TGS03</b>	8.0	3-30	Commercial	1/2 and 3/4 ton trucks	9" Poly	2", Class 4	45" x 38" x 30"	160
<b>TGS01B</b>	8.0	3-30	Commercial	1/2, 3/4 and 1 ton trucks	9" Poly	1-1/4" & 2", Class 4	45.7" x 29.7" x 30.3"	135
<b>TGS05B</b>	10.79	3-30	Commercial	3/4 and 1 ton trucks	9" Poly	2", Class 4	40.1" x 54.3" x 27.3"	212
<b>TGS06</b>	10	3-30	Commercial	3/4 and 1 ton trucks	9" Poly	2", Class 4	40" x 63" x 27"	160
<b>TGS07</b>	11	3-30	Commercial	3/4 and 1 ton trucks	12" Poly	2", Class 4	46" x 53" x 31.5"	230

## TAILGATE **ACCESSORIES**

### Wintergate Spreader Mount



PART NO.	DESCRIPTION
<b>025000A</b>	Wintergate Spreader Mount for <b>TGS01B/5B</b>

### Vibrator Kits



PART NO.	DESCRIPTION
<b>3028195</b>	80 lb Vibrator Kit for <b>TGS02</b>
<b>3008241</b>	80 lb Vibrator Kit for <b>TGSUV1B/PROA/5B</b>
<b>3020340</b>	200 lb Vibrator Kit for <b>TGS03</b>
<b>3007416</b>	200 lb Vibrator Kit for <b>TGS03</b>

### Conversion Kit



PART NO.	DESCRIPTION
<b>3005423</b>	Conversion Kit, <b>TGSUV1B</b> to <b>TGSUVPROA</b>

### Stake Pocket Anchor Kit & Receiver Tube



PART NO.	DESCRIPTION
<b>0207005</b>	2" Receiver Tube Spreader Mount for <b>TGS01B/5B</b>
<b>3012415</b>	Stake Pocket Anchor Kit for <b>TGS01B</b>

### Auger for Fine Material



PART NO.	DESCRIPTION
<b>3016231</b>	Fine Material Auger for <b>TGS05B</b>
<b>3016233</b>	Fine Material Auger for <b>TGSUVPROA</b> & <b>TGS01B</b>

### Bumper Extensions



PART NO.	DESCRIPTION
<b>3038518*</b>	Bumper Extension for <b>TGS03</b>
<b>3038520*</b>	Bumper Extension for <b>TGS07</b>

\*Mount **TGS03/07** spreaders on trucks with flared tailgates

# ELECTRIC POLY SPREADERS

**2-1/2 Inch Auger Feed**

**NEW HOPPER  
DESIGN SHOWN**



**2-YEAR  
WARRANTY**  
on all SHPE  
Spreaders



**NEW SHPE2000 shown  
with EZ Lids™**

## COMMON FEATURES

**Spread Range:** 5-30 feet

**Feed Mechanism:** 2-1/2 inch stainless steel auger and trough

**Motor:** Two 12V direct drive gear motors  
(1/2 HP for auger, 1/4 HP for spinner)

**Construction:** Patented double-wall poly hopper

**Additional Features:**

- Top screen
- Removable spinner assembly
- Independent direct drive auger and spinner motors

## INCLUDED ACCESSORIES

- 200 lb vibrator
- Fitted tarp
- Tie-downs
- Remote auger bearing grease kit

## CONTROLLER

Variable speed controller

- Vibrator On/Off switch with pause button
- Independent auger and spinner controls
- Auto reverse functionality to help clear auger jams



3014199

## OPTIONAL ACCESSORIES



PART NO.	DESCRIPTION
3034577	EZ Lids™ for SHPE2000 Series



PART NO.	DESCRIPTION
LS6	Pre Wet System for SHPE1000 Series / SHPE1500 Series

See pg. 42 for details

**SHPE0750** — Light / Medium Commercial Use —  
**Capacity:** 0.75 cubic yards (4 feet 6 inches)  
**Application:** UTVs, 1/2, and 3/4 ton trucks  
**Available Models:** Standard chute model (**SHPE0750**)  
 Extended chute model (**SHPE0750X**)

Bulk Salt	Bulk Sand	Bagged #1 Rock Salt	50 / 50 Salt / Sand
✓		✓	✓



**SHPE1000** — Medium / Heavy Commercial Use —  
**Capacity:** 1 cubic yard (5 feet 8 inches)  
**Application:** 1/2 and 3/4 ton trucks  
**Available Models:** Standard chute model (**SHPE1000**)  
 Extended chute model (**SHPE1000X**)

Bulk Salt	Bulk Sand	Bagged #1 Rock Salt	50 / 50 Salt / Sand
✓		✓	✓



**SHPE1500** — Medium / Heavy Commercial Use —  
**Capacity:** 1.5 cubic yard (7 feet 3 inches)  
**Application:** 3/4 and 1 ton trucks  
**Available Models:** Standard chute models (**SHPE1500**, **SHPE1500RED**, **SHPE1500YEL**)  
 Extended chute models (**SHPE1500X**, **SHPE1500XRED**, **SHPE1500XYEL**)

Bulk Salt	Bulk Sand	Bagged #1 Rock Salt	50 / 50 Salt / Sand
✓		✓	✓

Available with Red or Yellow Hopper



SHPE1500RED

SHPE1500YEL



## NEW HOPPER DESIGN

**SHPE2000** — Heavy Commercial Use —  
**Capacity:** 2 cubic yard (8 feet)  
**Application:** 3/4 and 1 ton trucks  
**Available Models:** Standard chute models (**SHPE2000**, **SHPE2000RED**, **SHPE2000YEL**)  
 Extended chute models (**SHPE2000X**, **SHPE2000XRED**, **SHPE2000XYEL**)

Bulk Salt	Bulk Sand	Bagged #1 Rock Salt	50 / 50 Salt / Sand
✓		✓	✓

Available with Red or Yellow Hopper



SHPE2000RED

SHPE2000YEL



# COMMERCIAL GRADE **PRO SERIES** ELECTRIC POLY SPREADERS

**5-1/4 Inch Auger or 12 Inch Pintle Chain Feed**



*PRO2000 shown  
with EZ Lids™*

## COMMON FEATURES

**Spread Range:** 5-30 feet

**Construction:** Patented double-wall poly hopper

**Additional Features:**

- Top screen
- Chute adjusts to 3 positions
- Stainless steel inverted V
- Spinner assembly includes side-swing feature for easy cleaning, storage and bulk unloading

## INCLUDED ACCESSORIES

- Tarp
- Tie-downs kit
- 12V vibrator rated at 200 lb

## CONTROLLER

Variable speed controller

- Independent auger / conveyor and spinner control
- Vibrator control



3016934

## OPTIONAL ACCESSORY



PART NO.	DESCRIPTION
3034577	EZ Lids™ for PRO2000



## AUGER MODELS

**Feed Mechanism:** 5-1/4 inch full length steel variable pitch auger, stainless steel trough

**Motor:** Two 12V direct drive gear motors (3/4 HP for auger and 1/2 HP for spinner)

### PRO2000

**Capacity:** 2 cubic yards (8 feet)

**Application:** Minimum 10,000 lb GVW

### PRO2500

**Capacity:** 2.5 cubic yards (8 feet)

**Application:** Minimum 13,000 lb GVW

Bulk Salt	Bulk Sand	Bagged #1 Rock Salt	50 / 50 Salt / Sand
✓		✓	✓



## CHAIN MODELS

**Feed Mechanism:** 12 inch wide all steel pintle chain conveyor and stainless steel trough

**Motor:** Two 12V direct drive gear motors (3/4 HP for chain and 1/2 HP for spinner)

### PRO2000CH

**Capacity:** 2 cubic yards (8 feet)

**Application:** Minimum 10,000 lb GVW

### PRO2500CH

**Capacity:** 2.5 cubic yards (8 feet)

**Application:** Minimum 13,000 lb GVW

Bulk Salt	Bulk Sand	Bagged #1 Rock Salt	50 / 50 Salt / Sand
✓	✓	✓	✓

# GAS SLIDE-IN SPREADERS

## 12 Inch Pintle Chain Feed



1400050SS shown

### COMMON FEATURES

**Spread Range:** 5-30 feet

**Feed Mechanism:** 12 inch wide all steel pintle chain conveyor

**Conveyor Gear Case:** Gear ratio is 20:1 with 1 inch input shaft and 1-1/8 output shaft on tapered roller bearings

**Feedgate:** Lever operated with friction lock for accurate adjustment

**Motor:** Two 12V direct drive gear motors  
(3/4 HP for chain / auger and 1/2 HP for spinner)

**Application:** 3/4, 1 ton pickup, flatbed or dump truck

**Additional Features:**

- Top screen
- Stainless steel adjustable inverted V

### CONTROLLER

In-cab controller

- Automatic choke
- Electric clutch
- In-cab throttle with hold
- Material "blast" function
- Built-in circuit breaker



3010390

### OPTIONAL ACCESSORIES



#### PART NO. DESCRIPTION

**LS7** Pre Wet System for 1400 Series\*

See pg. 41 for details



#### PART NO. DESCRIPTION

**1491701** Tarp for 1.5 cubic yard models

**1491501** Tarp for 2 cubic yard models

**1491301** Tarp for 2.5 cubic yard models

**1496505** Nylon Ratchet Strap Mounting Kit

Tarps are not for Poly V-Box Spreaders

## STAINLESS STEEL MODELS

**1.5 cubic yards**  
6 feet

**1400200SS**  
Standard Chute Model  
**1400250SS**  
Extended Chute Model

**2 cubic yards**  
8 feet

**1400050SS**  
Standard Chute Model  
**1400100SS**  
Extended Chute Model

**2.5 cubic yards**  
10 feet

**1400300SS**  
Standard Chute Model  
**1400350SS**  
Extended Chute Model

Bulk Salt	Bulk Sand	Bagged #1 Rock Salt	50 / 50 Salt / Sand
✓	✓	✓	✓

Optional 6 inch Side Extensions, for 8 foot models add 0.6 cubic yards (3020766)

Optional 12 inch Side Extensions, for 8 foot models add 1.2 cubic yards (1493501SS)

Optional 12 inch Side Extensions, for 10 foot models add 1.5 cubic yards (1493550SS)



## POWDER COATED STEEL MODELS

**2 cubic yards**  
8 feet

**1400050**  
Standard Chute Model  
**1400100**  
Extended Chute Model

Bulk Salt	Bulk Sand	Bagged #1 Rock Salt	50 / 50 Salt / Sand
✓	✓	✓	✓

Optional 12 inch Side Extensions, for 8 foot models add 1.2 cubic yards (1493505)



## POLY MODELS

**2 cubic yards**  
8 feet

**1400400**  
Standard Chute Model  
**1400450**  
Extended Chute Model

Bulk Salt	Bulk Sand	Bagged #1 Rock Salt	50 / 50 Salt / Sand
✓	✓	✓	✓

Optional Tie Downs (146505)

Optional Vibrator Kit (3008046)

\*Poly Models are not compatible with Pre Wet Systems



# ELECTRIC SLIDE-IN SPREADERS

## 12 Inch Pintle Chain Feed



1400601SS shown

### FEATURES

Bulk Salt	Ice Melt	Bagged #1 Rock Salt	50 / 50 Salt / Sand
✓	✓	✓	✓

**Capacity:** 1.5 cubic yards /6 feet/ **1400701SS** -- 2 cubic yards /8 feet/ **1400601SS**

**Spread Range:** 2-30 feet

**Feed Mechanism:** 12 inch wide all steel pintle chain conveyor

**Construction:** 304 stainless steel hopper

**Motor:** Two 12V direct drive motors (3/4 HP for chain, 1/2 HP for spinner)

**Feedgate:** Lever operated with friction lock for accurate adjustment

**Chute Assembly:** 14 inch polymer disc with six-fins, chute adjusts 11.5 inches

**Application:** 3/4 and 1 ton pickup, flatbed or dump truck

**Additional Features:** • Top screen  
• Stainless steel inverted V

### INCLUDED ACCESSORIES

- Tie-downs kit

### CONTROLLER

Variable speed controller

- Independent auger / conveyor and spinner control
- Vibrator control



3016934

# 0.75 - 2.5 CUBIC YARD SPREADERS **COMPARISON CHART**

	CAPACITY CU. YDS.	POWER	HOPPER MATERIAL	SPREAD (FT)	VEHICLE APPLICATION	FEED MECHANISM	DIMENSIONS (H X W X L)	WT. (LB)
<b>SHPE0750 SERIES</b>	0.75	Electric	Poly	5-30	UTVs, 1/2, and 3/4 ton trucks	Auger	28" x 48" x 63.2"	280
<b>SHPE1000 SERIES</b>	1.0	Electric	Poly	5-30	1/2 and 3/4 ton trucks	Auger	34" x 48" x 71.5"	343
<b>SHPE1500 SERIES</b>	1.5	Electric	Poly	5-30	3/4 and 1 ton trucks	Auger	38" x 50.5" x 99.7"	520
<b>SHPE2000 SERIES</b>	2.0	Electric	Poly	5-30	3/4 and 1 ton trucks	Auger	40" x 47.8" x 100"	560
<b>PRO2000</b>	2.0	Electric	Poly	5-30	Minimum 10,000 lb GVW	Auger	44.3" x 48" x 96"	705
<b>PRO2500</b>	2.5	Electric	Poly	5-30	Minimum 13,000 lb GVW	Auger	44.3" x 48" x 116.5"	986
<b>PRO2000CH</b>	2.0	Electric	Poly	5-30	Minimum 10,000 lb GVW	Chain	44.3" x 48" x 96"	725
<b>PRO2500CH</b>	2.5	Electric	Poly	5-30	Minimum 13,000 lb GVW	Chain	44.3" x 48" x 116.5"	1,023
<b>1400701SS</b>	1.5	Electric	Stainless Steel	5-30	3/4 and 1 ton pickup, flatbed or dump truck	Chain	32.1" x 47" x 86.6"	682
<b>1400601SS</b>	2.0	Electric	Stainless Steel	5-30	3/4 and 1 ton pickup, flatbed or dump truck	Chain	32.1" x 47" x 110.8"	995
<b>1400200SS</b>	1.5	Gas	Stainless Steel	2-30	3/4, 1 ton pickup, flatbed or dump truck	Chain	32.1" x 47" x 91.7"	753
<b>1400250SS</b>	1.5	Gas	Stainless Steel	2-30	3/4, 1 ton pickup, flatbed or dump truck	Chain	32.1" x 47" x 91.7"	764
<b>1400050</b>	2.0	Gas	Stainless Steel	2-30	3/4, 1 ton pickup, flatbed or dump truck	Chain	32.1" x 47" x 115.7"	945
<b>1400100</b>	2.0	Gas	Stainless Steel	2-30	3/4, 1 ton pickup, flatbed or dump truck	Chain	32.1" x 47" x 115.7"	955
<b>1400050SS</b>	2.0	Gas	Stainless Steel	2-30	3/4, 1 ton pickup, flatbed or dump truck	Chain	32.1" x 47" x 115.7"	750
<b>1400100SS</b>	2.0	Gas	Stainless Steel	2-30	3/4, 1 ton pickup, flatbed or dump truck	Chain	32.1" x 47" x 115.7"	760
<b>1400400</b>	2.0	Gas	Poly	2-30	3/4, 1 ton pickup, flatbed or dump truck	Chain	32.1" x 47" x 139.7"	837
<b>1400450</b>	2.0	Gas	Poly	2-30	3/4, 1 ton pickup, flatbed or dump truck	Chain	32.1" x 47" x 139.7"	853
<b>1400300SS</b>	2.5	Gas	Stainless Steel	2-30	3/4, 1 ton pickup, flatbed or dump truck	Chain	35" x 47" x 115.6"	910
<b>1400350SS</b>	2.5	Gas	Stainless Steel	2-30	3/4, 1 ton pickup, flatbed or dump truck	Chain	35" x 47" x 115.6"	922

## PICKUP TRUCK SPREADERS **ACCESSORIES**

**Pre Wet Systems** (see pg. 42 for details)




LS7 (Mounted on 1400100SS)



LS6 (Mounted on SHPE1500)

PART NO.	DESCRIPTION
<b>LS6</b>	Electric 30 Gallon Tank System (Poly Spreaders) <b>SHPE1000 / SHPE1500 Series</b>
<b>LS7</b>	Electric 30 Gallon Tank System (Steel / Stainless Spreaders) <b>1400 Series</b>
<b>LS8</b>	Electric (2) 30 Gallon Tank System (Steel / Stainless Spreaders) <b>1400 Series</b>

**Tie Downs & Tarps**



PART NO.	DESCRIPTION
<b>1491701</b>	Tarp for <b>1.5 cubic yard Gas V-Box Spreaders</b>
<b>1491501</b>	Tarp for <b>2 cubic yard Gas V-Box Spreaders</b>
<b>1491301</b>	Tarp for <b>2.5 cubic yard Gas V-Box Spreaders</b>
<b>1496505</b>	Nylon Ratchet Strap Mounting Kit (4 Straps)

**EZ Lids™ for SHPE2000 / PRO2000**



PART NO.	DESCRIPTION
<b>3034577</b>	EZ Lids™ for <b>SHPE2000 / PRO2000</b>

# ELECTRIC POLY SPREADERS

**6 Inch Auger or 12 Inch Pintle Chain Feed**



*SHPE3000 shown*

**2-YEAR  
WARRANTY**  
on all SHPE  
Spreaders



## COMMON FEATURES

**Spread Range:** 5-30 feet

**Construction:** Patented double-wall poly hopper

- Additional Features:**
- Top screen
  - Stainless steel inverted V
  - Spinner assembly can be easily removed for cleaning and storage
  - Chute adjusts 12 inches
  - Removable chute for bulk unloading

## INCLUDED ACCESSORIES

- Standard double doors with interlocking system to channel water away
- Spreader tie-down kit
- 12V 400 lb vibrator for the 6 inch auger model (SHPE3000)

## CONTROLLER

Variable speed controller

- Independent auger / conveyor and spinner control
- Vibrator control



3016934



## AUGER MODEL

*Not recommended for highway use*

**SHPE3000** — Commercial Use

**Capacity:** 3 cubic yards (8 feet 6 inches)

**Application:** Minimum 13,000 lb GVW

**Feed Mechanism:** 6 inch steel auger, stainless steel trough

**Motor:** Two 12V direct drive gear motors (3/4 HP for auger and 1/2 HP for spinner)

Bulk Salt	Bulk Sand	Bagged #1 Rock Salt	50 / 50 Salt / Sand
✓		✓	✓



## CHAIN MODEL

**SHPE3000CH** — Commercial Use

**Capacity:** 3 cubic yards (8 feet 6 inches)

**Application:** Minimum 13,000 lb GVW

**Feed Mechanism:** 12 inch wide all steel pintle chain conveyor

**Motor:** Two 12V direct drive gear motors (3/4 HP for chain and 1/2 HP for spinner)

Bulk Salt	Bulk Sand	Bagged #1 Rock Salt	50 / 50 Salt / Sand
✓	✓	✓	✓

# ELECTRIC POLY SPREADERS

**5-1/2 Inch Auger or 12 Inch Pintle Chain Feed**



*SHPE6000CH shown*

**2-YEAR  
WARRANTY**  
on all SHPE  
Spreaders



## COMMON FEATURES

**Spread Range:** 5-30 feet

**Construction:** Double-wall poly-molded hopper with stainless steel frame

**Additional Features:**

- Two top screens
- Stainless steel inverted V
- Spinner assembly can be easily removed for cleaning and storage
- Weighs 1,000 lb less compared to steel/stainless steel (SHPE6000 Series)

## INCLUDED ACCESSORIES

- Vinyl tarp with tie-down kit (SHPE4000 series)
- 12V 400 lb vibrator (SHPE4000 comes with 2, SHPE4000CH only comes with 1)
- 12V 900 lb vibrator (SHPE6000 series)

## CONTROLLER

Variable speed controller

- Independent auger / conveyor and spinner control
- Vibrator control



3016934



**SHPE6000CH**

## CHAIN MODELS

**Feed Mechanism:** 12 inch wide all steel pintle chain conveyor

**Motor:** Two 12V direct drive motors (3/4 HP for chain, 1/2 HP for spinner)

### **NEW SHPE4000CH**

**Capacity:** 4 cubic yards (10 feet 7 inches)

**Application:** Minimum 26,000 lb GVW

### **NEW SHPE6000CH**

**Capacity:** 6 cubic yards (10 feet 7 inches)

**Application:** Minimum 26,000 lb GVW

Bulk Salt	Bulk Sand	Bagged #1 Rock Salt	50 / 50 Salt / Sand
✓	✓	✓	✓



**SHPE4000**

## AUGER MODELS

**Feed Mechanism:** 5-1/2 inch steel auger, stainless steel trough

**Motor:** Two 12V direct drive motors (3/4 HP for auger, 1/2 HP for spinner)

### **SHPE4000**

**Capacity:** 4 cubic yards (10 feet 7 inches)

**Application:** Minimum 26,000 lb GVW

### **SHPE6000**

**Capacity:** 6 cubic yards (10 feet 7 inches)

**Application:** Minimum 26,000 lb GVW

Bulk Salt	Bulk Sand	Bagged #1 Rock Salt	50 / 50 Salt / Sand
✓		✓	✓

*Optional tarp kit for SHPE6000 models (3021928)*

# 2.5-3 CU. YD. MID-SIZE SPREADERS

14-1/2 Inch Pintle Chain Feed with 1/4 Inch Crossbars



1400465SSE shown

## COMMON FEATURES

**Spread Range:** 2-30 feet

**Feed Mechanism:** 14-1/2 inch wide conveyor chain with 1/4 inch crossbars

**Motor: Gas:** 10-1/2 HP gas engine

**Electric:** Two 12V gear motors (3/4 HP for chain and 1/2 HP for spinner)

**Hydraulic:** Two independent hydraulic motors

**Construction:** 304 stainless steel hopper

**Application:** Minimum 13,000 lb GVW

**Additional Features:**

- 4 hinged top screens, 1/4 inch bars
- Inverted V installed
- Spinner chute has two adjustable internal baffles
- Adjustable feedgate
- 18 inch poly spinner disc

## CONTROLLERS

Variable speed controller

- Independent auger / conveyor and spinner control
- Vibrator control

3016934



In-cab controller

- Automatic choke
- Electric clutch
- In-cab throttle with hold
- Material "blast" function
- Built-in circuit breaker

3010390





1400460SSH shown

## CHAIN MODELS

**2.5 cubic yards**  
8 feet

**1400455SS**  
Gas Model

**1400455SSE**  
Electric Model

**1400455SSH**  
Hydraulic Model

**2.75 cubic yards**  
9 feet

**1400460SS**  
Gas Model

**1400460SSE**  
Electric Model

**1400460SSH**  
Hydraulic Model

**3 cubic yards**  
10 feet

**1400465SS**  
Gas Model

**1400465SSE**  
Electric Model

**1400465SSH**  
Hydraulic Model

**Bulk  
Salt**



**Bulk  
Sand**



**Bagged #1  
Rock Salt**



**50 / 50  
Salt / Sand**



**Additional Accessories** pg. 26

## OPTIONAL PRE-WET SYSTEMS



**WSE1** - Electric  
Controller



**WSE75** - Hydraulic  
Controller

**LS7 Pre-Wet System**

PART NO.	DESCRIPTION
<b>LS7</b>	Electric 30 Gallon Tank System (Steel / Stainless Spreader) <b>1400 Series</b>
<b>LS8</b>	Electric (2) 30 Gallon Tank System (Steel/ Stainless Spreader) <b>1400 Series</b>
<b>LS8H</b>	Hydraulic (2) 30 Gallon Tank System, (Steel / Stainless Spreaders) <b>1400 Series</b>

# 3.5-5.5 CU. YD. MID-SIZE SPREADERS

5-1/4 Inch Auger or 14-1/2 Inch Pintle Chain Feed with 1/4 Inch Crossbars



1400475SS shown with optional LS1 and 88911445

## COMMON FEATURES

<b>Spread Range:</b>	2-30 feet
<b>Feed Mechanism:</b>	14-1/2 inch wide conveyor chain with 1/4 inch crossbars
<b>Motor:</b>	<b>Gas:</b> 10-1/2 HP gas engine <b>Electric:</b> Two 12V gear motors (3/4 HP for chain and 1/2 HP for spinner) <b>Hydraulic:</b> Two independent hydraulic motors
<b>Construction:</b>	304 stainless steel hopper
<b>Additional Features:</b>	<ul style="list-style-type: none"><li>• 4 hinged top screens, 1/4 inch bars</li><li>• Stainless steel inverted V</li><li>• Spinner chute has two adjustable internal baffles</li><li>• Adjustable feedgate</li><li>• Bolt-on spinner housing</li><li>• 18 inch poly spinner disc</li></ul>

## CONTROLLERS

- Variable speed controller
- Independent auger / conveyor and spinner control
  - Vibrator control



- In-cab controller
- Automatic choke
  - Electric clutch
  - In-cab throttle with hold
  - Material "blast" function
  - Built-in circuit breaker



## AUGER MODELS — 5-1/4 inch variable pitch auger

**NEW 3.5 cubic yards**  
8 feet  
Minimum 15,000 lb GVW

**1470475SSE**  
Electric Model  
**1470475SSH**  
Hydraulic Model

**NEW 4 cubic yards**  
9 feet  
Minimum 15,000 lb GVW

**1470500SSE**  
Electric Model  
**1470500SSH**  
Hydraulic Model

**NEW 4.5 cubic yards**  
10 feet  
Minimum 17,500 lb GVW

**1470550SSE**  
Electric Model  
**1470550SSH**  
Hydraulic Model

**NEW 5 cubic yards**  
9 feet  
Minimum 19,500 lb GVW

**1470505SSE**  
Electric Model  
**1470505SSH**  
Hydraulic Model

**NEW 5.5 cubic yards**  
10 feet  
Minimum 19,500 lb GVW

**1470560SSE**  
Electric Model  
**1470560SSH**  
Hydraulic Model

Bulk Salt	Bulk Sand	Bagged #1 Rock Salt	50 / 50 Salt / Sand
✓		✓	✓

## CHAIN MODELS — 14-1/2 inch wide conveyor chain with 1/4 inch crossbars

**3.5 cubic yards**  
8 feet  
Minimum 15,000 lb GVW

**1400475SS**  
Gas Model  
**1400475SSE**  
Electric Model  
**1400475SSH**  
Hydraulic Model

**4 cubic yards**  
9 feet  
Minimum 15,000 lb GVW

**1400500SS**  
Gas Model  
**1400500SSE**  
Electric Model  
**1400500SSH**  
Hydraulic Model

**4.5 cubic yards**  
10 feet  
Minimum 17,500 lb GVW

**1400550SS**  
Gas Model  
**1400550SSE**  
Electric Model  
**1400550SSH**  
Hydraulic Model

**5 cubic yards**  
9 feet  
Minimum 19,500 lb GVW

**1400505SS**  
Gas Model  
**1400505SSE**  
Electric Model  
**1400505SSH**  
Hydraulic Model

**5.5 cubic yards**  
10 feet  
Minimum 19,500 lb GVW

**1400560SS**  
Gas Model  
**1400560SSE**  
Electric Model  
**1400560SSH**  
Hydraulic Model

Bulk Salt	Bulk Sand	Bagged #1 Rock Salt	50 / 50 Salt / Sand
✓	✓	✓	✓

## OPTIONAL ACCESSORIES

**Mid-Size Spreader Stands** (see pg. 26 for details)



1470475SSE shown with optional spreader stand 3037145

PART NO.	DESCRIPTION
<b>3037145</b>	Spreader Stand, 8ft., Black Powder Coat

Additional Mid-Size Spreader Stands on pg. 26

**Pre Wet Systems** (see pg. 42 for details)



LS4 Pre-Wet System



LS1 Pre-Wet System

PART NO.	DESCRIPTION
<b>LS4</b>	Electric 105 Gallon Tank System
<b>LS1</b>	Electric 55 Gallon Tank System

# MID-SIZE SPREADERS ACCESSORIES

## Spreader Stands

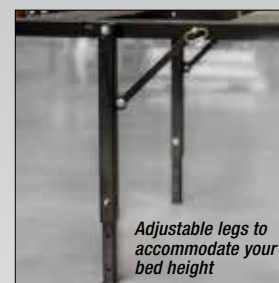


3037294 shown

- Available in black powder-coated or hot-dipped galvanized steel.
- Simplifies loading, unloading and storage of your mid-size SaltDogg® spreader.
- Adjustable legs to accommodate your bed height.
- Built-in rollers make loading and unloading your spreader simple and smooth.
- Sturdy 1/4 in. structural steel tubing for durability.



Built-In Rollers for smooth unloading



Adjustable legs to accommodate your bed height

PART NO.	DESCRIPTION
3037145	Spreader Stand, 8ft., Black Powder-Coated
3037146	Spreader Stand, 8ft., Galvanized
3037294	Spreader Stand, 9ft.-10ft., Black Powder-Coated
3037295	Spreader Stand, 9ft.-10ft., Galvanized

## Spreader Control Kit



- 3 function controller with LED display: spinner, auger-conveyor, electric pre-wet
- Enclosed proportional valves
- Adjustable 1-30 second material blast
- Wire harness
- Garmin™ GPS plug-in antenna (sold separately)

PART NO.	DESCRIPTION
HV715EPG	Elec-Hyd Spreader Control Kit, 7 GPM Spinner / 15 GPM Auger-Conveyor

## Ratchet Straps



PART NO.	DESCRIPTION
1496505	Nylon Ratchet Strap Mounting Kit (4 straps to a set)

## Cab Guard



PART NO.	DESCRIPTION
1497051	Cab Guard, Stainless Steel (70" x 22" x 51"), for 3.5-5.0 cu. yd. models

## Dump Body Tailgate Latch



3008560

- 3" Structural Steel Channel
- 1.25" Pins
- Black Powder Coat Finish or Stainless Steel

PART NO.	DESCRIPTION
3008560	Steel Dump Body Tailgate Lock Kit
3036588	Stainless Steel Dump Body Tailgate Lock Kit

# MID-SIZE SPREADERS COMPARISON CHART

	CAPACITY CU. YDS.	POWER	HOPPER MATERIAL	SPREAD (FT)	MINIMUM GVW (LB)	FEED MECHANISM	DIMENSIONS (H X W X L)	WT. (LB)
SHPE3000	3.0	Electric	Poly	5-30	13,000	Auger	52.7" x 49.6" x 123.7"	945
SHPE3000CH	3.0	Electric	Poly	5-30	13,000	Chain	52.7" x 49.6" x 123.7"	945
SHPE4000	4.0	Electric	Poly	5-30	17,500	Auger	43.5" x 74" x 114.8"	895
SHPE4000CH	4.0	Electric	Poly	5-30	17,500	Chain	43.5" x 74" x 114.8"	895
SHPE6000	6.0	Electric	Poly	5-30	26,000	Auger	57" x 77" x 133.5"	1,134
SHPE6000CH	6.0	Electric	Poly	5-30	26,000	Chain	57" x 77" x 133.5"	1,134
1400455SS	2.5	Gas	Stainless Steel	2-30	13,000	Chain	38" x 58" x 96"	1,395
1400455SE	2.5	Electric	Stainless Steel	2-30	13,000	Chain	38" x 58" x 96"	1,335
1400455SSH	2.5	Hydraulic	Stainless Steel	2-30	13,000	Chain	38" x 58" x 96"	1,335
1400460SS	2.75	Gas	Stainless Steel	2-30	13,000	Chain	38" x 58" x 108"	1,460
1400460SE	2.75	Electric	Stainless Steel	2-30	13,000	Chain	38" x 58" x 108"	1,400
1400460SSH	2.75	Hydraulic	Stainless Steel	2-30	13,000	Chain	38" x 58" x 108"	1,400
1400465SS	3.0	Gas	Stainless Steel	2-30	13,000	Chain	38" x 58" x 120"	1,526
1400465SE	3.0	Electric	Stainless Steel	2-30	13,000	Chain	38" x 58" x 120"	1,466
1400465SSH	3.0	Hydraulic	Stainless Steel	2-30	13,000	Chain	38" x 58" x 120"	1,466
1400475SS	3.5	Gas	Stainless Steel	2-30	15,000	Chain	45.5" x 70" x 115.9"	1,470
1400475SE	3.5	Electric	Stainless Steel	2-30	15,000	Chain	45.5" x 70" x 115.9"	1,500
1400475SSH	3.5	Hydraulic	Stainless Steel	2-30	15,000	Chain	45.5" x 70" x 118.8"	1,405
1400500SS	4.0	Gas	Stainless Steel	2-30	15,000	Chain	45.5" x 70" x 127.9"	1,500
1400500SE	4.0	Electric	Stainless Steel	2-30	15,000	Chain	45.5" x 70" x 127.9"	1,500
1400500SSH	4.0	Hydraulic	Stainless Steel	2-30	15,000	Chain	45.5" x 70" x 130.0"	1,435
1400550SS	4.5	Gas	Stainless Steel	2-30	17,500	Chain	45.5" x 70" x 127.5"	1,560
1400550SE	4.5	Electric	Stainless Steel	2-30	17,500	Chain	45.5" x 70" x 120.9"	1,560
1400550SSH	4.5	Hydraulic	Stainless Steel	2-30	17,500	Chain	45.5" x 70" x 120.9"	1,500
1400505SS	5.0	Gas	Stainless Steel	2-30	19,500	Chain	57.5" x 70" x 138.9"	2,375
1400505SE	5.0	Electric	Stainless Steel	2-30	19,500	Chain	57.5" x 70" x 138.9"	1,975
1400505SSH	5.0	Hydraulic	Stainless Steel	2-30	19,500	Chain	57.5" x 70" x 141.8"	1,975
1400560SS	5.5	Gas	Stainless Steel	2-30	19,500	Chain	50.6" x 70" x 138.9"	1,620
1400560SE	5.5	Electric	Stainless Steel	2-30	19,500	Chain	50.6" x 70" x 138.9"	1,560
1400560SSH	5.5	Hydraulic	Stainless Steel	2-30	19,500	Chain	50.6" 70" 141.8"	1,560
1470475SSE	3.5	Electric	Stainless Steel	2-30	15,000	Auger	45" x 70" x 127"	1,290
1470475SSH	3.5	Hydraulic	Stainless Steel	2-30	15,000	Auger	45" x 70" x 127"	1,290
1470500SSE	4.0	Electric	Stainless Steel	2-30	15,000	Auger	45" x 70" x 127"	1,369
1470500SSH	4.0	Hydraulic	Stainless Steel	2-30	15,000	Auger	45" x 70" x 127"	1,369
1470550SSE	4.5	Electric	Stainless Steel	2-30	17,500	Auger	45" x 70" x 139"	1,911
1470550SSH	4.5	Hydraulic	Stainless Steel	2-30	17,500	Auger	45" x 70" x 139"	1,911
1470505SSE	5.0	Electric	Stainless Steel	2-30	19,500	Auger	50.4" x 70" x 127"	1,473
1470505SSH	5.0	Hydraulic	Stainless Steel	2-30	19,500	Auger	50.4" x 70" x 127"	1,473
1470560SSE	5.5	Electric	Stainless Steel	2-30	19,500	Auger	50.4" x 70" x 139"	1,961
1470560SSH	5.5	Hydraulic	Stainless Steel	2-30	19,500	Auger	50.4" x 70" x 139"	1,961

# HYDRAULIC MUNICIPAL SPREADERS

**24 Inch Pintle Chain Feed with 3/8 Inch Crossbars**



1450757SSH shown with  
optional 8891166 lightbar and  
LS5 liquid spray system

## COMMON FEATURES

**Capacity:** 6 - 20 cubic yards / 9 - 15 feet/ see pg. 50-51

**Application:** Minimum 26,000 - 66,000 lb GVW

**Spread Range:** 2-40 feet

**Feed Mechanism:** 24 inch wide conveyor with 3/8 inch crossbars

**Construction:** 304 stainless steel hopper

**Motor:** Two independent direct-drive hydraulic motors

**Additional Features:**

- Adjustable feedgate
- Choice of three gear box ratios: 50:1, 25:1, 6:1
- 2 inch drive shaft and bearings with 8-tooth sprockets
- 1-1/2 inch spring loaded idler shaft and bearings with 8-tooth sprockets
- Quick release hinged chute (no tools needed)
- Hinged top screens, 3/8 inch bars on 2-1/2 inch openings
- Stainless steel inverted V
- 20 inch poly spinner disc

## CUSTOM OPTIONS

- Stainless steel drag chain
- Belt over chain
- Speed sensing motors
- Airport runway spinner assemblies
- Hopper tailgate for bulk unloading
- Stainless steel top screens

# HYDRAULIC MUNICIPAL SPREADERS

**7 Inch Auger Feed**



7" Hard Faced Auger



High Torque Auger Motor



2" Auger Bearing



Optional Rubber Side Deflectors  
Part No. 1492144



*1471056SSH shown  
with optional rubber  
side deflectors*

## COMMON FEATURES

**Capacity:** 7 - 10 cubic yards /10 - 14 feet/ see pg. 50

**Application:** Minimum 33,000 lb GVW

**Spread Range:** 2-30 feet

**Feed Mechanism:** 7 inch diameter, variable-pitch hard faced auger

**Construction:** 304 stainless steel hopper

**Motor:** Two independent, direct-drive hydraulic motors

**Additional Features:**

- Adjustable height spinner chute
- 3/8 inch heavy-duty hinged top screens with 4 inch peak
- 18 inch poly spinner disc

## CUSTOM OPTIONS

- Dual augers
- Tilt up spinner chute
- Stainless steel top screens
- Speed sensing motors

# ELECTRIC MUNICIPAL SPREADERS

**24 Inch Pintle Chain Feed with 1/4 Inch Crossbars**



*1490757SSE shown with optional spreader stand, lightbar, and Pre-Wet System*

## COMMON FEATURES

**Capacity:** 7 - 9 cubic yards /10 - 12 feet/ see pg. 50

**Application:** Minimum 26,000 - 33,000 lb GVW

**Spread Range:** 2-40 feet

**Feed Mechanism:** 24 inch wide conveyor with 1/4 inch crossbars

**Construction:** 304 stainless steel hopper

**Motor:** 12V-powered electric drive with independent conveyor and spinner motors

**Additional Features:**

- Quick release hinged chute
- Hinged top screens
- Stainless steel inverted V
- 20 inch poly spinner disc

## CONTROLLER

Variable speed controller

- Independent auger / conveyor and spinner control
- Vibrator control



3016934

## CUSTOM OPTIONS

- Stainless steel drag chain
- Belt over chain
- Stainless steel top screens
- Airport runway spinner assemblies
- Hopper tailgate for bulk unloading

# MUNICIPAL SPREADER OPTIONS AND ACCESSORIES

## Spreader Stands



PART NO.	DESCRIPTION
3025885	Spreader Stand, 10ft.-11ft., Black Power-Coated
3025886	Spreader Stand, 12ft.-13ft., Black Power-Coated
3025887	Spreader Stand, 14ft.-15ft., Black Power-Coated
3038267	Spreader Stand, 9ft., Galvanized
3027468	Spreader Stand, 10ft.-11ft., Galvanized
3027469	Spreader Stand, 12ft.-13ft., Galvanized
3027470	Spreader Stand, 14ft.-15ft., Galvanized
3038266	Spreader Stand, 9ft., Black Powder-Coated
3037102	Spreader Stand 10ft.-11ft., Stainless Steel
3037145	Spreader Stand, 8ft., Black Power-Coated
3037146	Spreader Stand, 8ft., Galvanized
3037294	Spreader Stand, 9ft.-10ft., Black Powder-Coated
3037295	Spreader Stand, 9ft.-10ft., Galvanized

## Dump Body Tailgate Lock Kits



- 3" Structural Steel Channel
- 1.25" Pins
- Black Powder Coat Finish or Stainless Steel

3008560

PART NO.	DESCRIPTION
3008560	Steel Dump Body Tailgate Lock Kit
3036588	Stainless Steel Dump Body Tailgate Lock Kit

## Hydraulic Spreader Control Kit & Reservoir Enclosure



PART NO.	DESCRIPTION
HV1030EPG	Elec-Hyd Spreader Control Kit, 10 GPM Spinner / 30 GPM Auger-Conveyor
GPS1	Garmin™ GPS Unit with Converter
SMR30VESS	30 Gallon Stainless Steel Reservoir Valve Enclosure

## Remote Grease Kit & Chain Lubricator Kit



3020624 (Remote Grease Kit)




3020625 (Stainless Steel Chain Lubricator Kit)

PART NO.	DESCRIPTION
3020624	Remote Grease Kit, 3-Point
3020625	Chain Lubricator Kit, Stainless Steel

## Spreader Full Size Ladder & Spill Shield



3022060



3022963

PART NO.	DESCRIPTION
3022060	Folding Stainless Steel Spreader Ladder, Full Size
3022963	12" Front Spill Shield/Cab Shield

## Spreader Chute Accessories



3026067 (Lane Changing Chute)



3020626 (Crank)

PART NO.	DESCRIPTION
3020626	Crank Up Chute Kit
3026067	12V Powered Lane Changing Chute, In-Cab Controls with Gas Spring Flip-Up
3020704	16" Chute Extension, Stainless Steel for Taller Mounting Heights

## Pre-Wet Systems (see pg. 43 and 44 for details)



LS4H (Mounted on 1490757SSE)



LS10 (Mounted on 1451057SSH)

PART NO.	DESCRIPTION
LS4/LS4H	Electric or Hydraulic 105 Gallon Tank System
LS5/LS5H	Electric or Hydraulic (2) 105 Gallon Tank System
LS10/LS10H	Electric or Hydraulic (2) 400 Gallon Tank System

# MUNICIPAL DUMP SPREADER (MDS)

**Dual 7 Inch Auger or 30-1/2 Inch Conveyor Chain Feed**



## COMMON FEATURES

**Capacity:** 6.4 - 11.2 cubic yards /9 - 15 feet/ (see pg. 51)

**Application:** Minimum 26,000 lb GVW

**Spread Range:** 2-40 feet

**Feed Mechanism:** 30-1/2 inch wide conveyor with 1/2 inch crossbars  
or dual 7 inch auger drive

**Construction:** 304 stainless steel hopper

**Additional Features:**

- Removable conveyor cover plate
- Twin air cylinder tailgate latch
- LED DOT truck lights and rear strobes

# HIGHLIGHTS



Unique, roll-formed sides and cross member-less design



"Hex flow" chute and 24 inch spinner with adjustable baffles for optimal spread pattern



Mailhot® multi-stage, double-acting, nitrided cylinder, trunnion-mounted hoist



Dual air tailgate cylinders standard

## AVAILABLE OPTIONS



Cab shield with Built-In Tarp System

- Cab Shield: Half or Full Length
- Ladder
- Top Screens
- Electric Tarp
- Under Chain Floor Pan

- Anti-Ice
- Central Hydraulics
- Full Length Fenders
- Pre-Wet Systems:  
(LS11, LS11H, LS12, LS12H)



Ladder shown extended down



30.25" wide conveyor with 1/2" bars

OR



Dual 7" auger drive



LS11 (MDS Mount two, 160 gal.)



LS12 (Behind Cab Mount 120 gal.)

# UNDER TAILGATE SPREADERS

**9 Inch Auger / 6 Inch Auger with 3/8 Inch Flighting**



92440SSA shown

## COMMON FEATURES

**Application:** 96 inch wide dump bodies (electric models for trucks without central hydraulics)

**Construction:** 304 stainless steel (6 inch auger hydraulic models available in orange powder-coated steel)

**Additional Feature:** Auger screen



Heavy Duty 9 inch Dia. Auger for 92450SSA  
6 inch Dia. Auger for all other models



UTS Auger Screen Included



92451SS Optional Berm Chute  
For heavy duty 9 inch auger model (92450SSA)

## HEAVY DUTY HYDRAULIC — 9 INCH AUGER

- Spread Range:** 2-40 feet  
**Feed Mechanism:** 9 inch auger with 3/8 inch flighting  
**Motor:** Direct drive, hydraulic drive auger  
**Features:** Reversible driver or passenger side discharge  
 Hinged full-length trough for easy clean out  
 Hydraulic safety lockout system  
 Anti-flow plate  
 Material can be discharged to either side; DS for spinner, PS for optional berm chute  
**Includes:** 18 inch poly spinner disc




Bulk Salt	Bulk Sand	3/8 Inch Gravel	50 / 50 Salt / Sand
✓	✓	✓	✓

Optional berm chute shown above (92451SS)  
 Optional stainless steel spill shield (924F0106SS)  
 and stainless steel spill shield pair (924F0106SSPR)

## HYDRAULIC -- 6 INCH AUGER — Available with standard, center, and left discharge (see pg. 51)

- Spread Range:** 2-40 feet  
**Feed Mechanism:** 6 inch auger with 3/8 inch flighting  
**Motor:** Independent direct drive hydraulic auger and spinner motors  
**Features:** Sealed, self-aligning 1-1/4 inch diameter bearing with grease fitting  
 Low-speed, high-torque orbital motors  
 Hydraulic safety lockout system  
 Bottom cover allows for easy access to entire auger assembly and one-person cleanout  
**Includes:** 18 inch poly spinner disc




Bulk Salt	Bulk Sand	3/8 Inch Gravel	50 / 50 Salt / Sand
✓	✓		✓

Optional hard face flighting  
 Optional speed sensing motors  
 Optional powder coated spill shields (924F0106PR)  
 Optional stainless steel spill shields (924F0206SSPR)

## ELECTRIC -- 6 INCH AUGER — Available with standard discharge or center discharge (see pg. 51)

- Spread Range:** 2-25 feet  
**Feed Mechanism:** 6 inch auger with 3/8 inch flighting  
**Motor:** Two 12V direct drive motors (3/4 HP for auger, 1/2 HP for spinner)  
**Features:** Bottom cover allows for easy access to entire auger assembly and one-person cleanout  
 Sealed, self-aligning 1-1/4" diameter bearings with grease fittings  
**Includes:** Stainless steel dump body mounting plates, 14 inch poly spinner disc  
**Controller:** In-cab closed-loop controller with independent auger and spinner speeds, and vibrator control



3016934

Bulk Salt	Bulk Sand	3/8 Inch Gravel	50 / 50 Salt / Sand
✓	✓		✓

Optional stainless steel spill shields (924F0106SSPR)

# REPLACEMENT TAILGATE SPREADERS

**6 Inch Auger Feed**



9035100 and  
535000 shown

## STANDARD FEATURES AND ACCESSORIES

- Anti-flow plate
- 18 inch poly spinner
- Mounting kit to fit multiple dump body configurations
- 304 stainless steel body
- 5 inch auger with mixing tines\*



5" Dia. Auger and mixing tines \*(5535000)



6" Dia. Auger and Screen

## ELECTRIC — Available with center and driver side discharge (see pg. 51)

- Spread Range:** 2-25 feet  
**Feed Mechanism:** 6 inch auger with 3/8 inch flighting  
**Application:** Fits in place of tailgate on 1 ton / super duty dump body  
**Motor:** Independent variable speeds for the auger and spinner  
**Additional Features:** Hinged, full-length trough for easy clean out  
**Controller:** In-cab closed-loop controller with independent auger and spinner speeds, and vibrator control



9035100

3016934  
Heavy Duty Variable Speed Controller

Bulk Salt	Bulk Sand	3/8 Inch Gravel	50 / 50 Salt / Sand
✓	✓	✓	✓

## HYDRAULIC — Available with center and driver side discharge (see pg. 51)

- Spread Range:** 2-25 feet  
**Feed Mechanism:** 6 inch auger with 3/8 inch flighting  
**Application:** Fits in place of tailgate on 1 ton / super duty dump body  
**Motor:** Auger and spinner powered by independent hydraulic motors  
**Additional Features:** Hinged, full-length trough for easy clean out



9035102

Bulk Salt	Bulk Sand	3/8 Inch Gravel	50 / 50 Salt / Sand
✓	✓		✓

## DUMPERDOGG® ELECTRIC — Center discharge (see pg. 51)

- Spread Range:** 2-20 feet  
**Feed Mechanism:** 5 inch auger with mixing tines  
**Application:** Fits in place of DumperDogg® tailgate  
**Motor:** Two 12V direct drive motors (3/4 HP for auger, 1/2 HP for spinner)  
**Additional Features:** Auger (5 inch O.D. x 2.4 inch I.D. x 20 inch L) with mixing tines  
Hinged 14 inch poly spinner



3016934  
Heavy Duty Variable Speed Controller

Bulk Salt	Bulk Sand	3/8 Inch Gravel	50 / 50 Salt / Sand
✓	✓		✓

# ANTI-ICE SYSTEMS



**Hydraulic Systems** - Powered by 235 GPM hydraulic pumps, with an oil requirement of 4-11 GPM

**Gas Systems** - Powered by Honda® engines: 5 HP for 185 GPM systems/2.8 HP for 25 GPM systems

## HYDRAULIC / GAS SYSTEM FEATURES

### UV Stabilized, High Density Polyethylene Tank

1,065 and 1,750 gallon tanks include internal baffling to help minimize "sloshing" for better vehicle control.

### Included Powder-Coated Leg Frame Stand

For easy loading and unloading from the truck, and convenient off-season storage.

### Stainless Steel or PVC Spray Bar

One or three lane spray bar depending on desired lane coverage.

### Clip-On Spray Nozzles with Adjustable Angle

Nozzles adjust to apply proper surface coverage and remove for easy cleaning and maintenance.

### Manifold-Type Fittings

Built with glass-injected polypropylene to support leak-free connections and easy service.

TANK SIZE (GALLONS)	FLOW RATE	SPRAY BAR	APPLICATION RATE CONTROL	MODEL
GAS				
550	25 GPM	1 Lane PVC	Manual	6191120
			Automatic	6191121
1065	185 GPM	1 Lane Stainless	Manual	6191610
			Automatic	6191611*
1065	185 GPM	3 Lane Stainless	Manual	6191615
			Automatic	6191616*
1750	185 GPM	1 Lane Stainless	Manual	6191630
			Automatic	6191631*
1750	185 GPM	3 Lane Stainless	Manual	6191635
			Automatic	6191636*
HYDRAULIC				
1065	235 GPM	1 Lane Stainless	Manual	6192710*
			Automatic	6192711*
1065	235 GPM	3 Lane Stainless	Manual	6192715*
			Automatic	6192716*
1750	235 GPM	1 Lane Stainless	Manual	6192730*
			Automatic	6192731*
1750	235 GPM	3 Lane Stainless	Manual	6192735*
			Automatic	6192736*

\*Automatic application rate controllers are sold separately.

Starred systems do not come with any controller.



**Electric Systems** - Powered by a 12V, 18 Amp, 6 GPM electric pump

## ELECTRIC SYSTEM FEATURES

### UV Stabilized, High Density Polyethylene Tank

For reliable, corrosion resistant brine storage.

### Hitch-Mounted Electric Pump and PVC Spray Bar

Easily remove pump enclosure and spray bar when not in use.

### Clip-On Spray Nozzles with Adjustable Angle

Nozzles adjust to apply proper surface coverage and remove for easy cleaning and maintenance.

### Electric Operation

For quiet, easy-to-maintain operation ideal for most off-road applications.

TANK SIZE (GALLONS)	FLOW RATE	SPRAY BAR	APPLICATION RATE CONTROL	MODEL
<b>ELECTRIC</b>				
210	6 GPM	1 Lane PVC	Manual	6190150
325	6 GPM	1 Lane PVC	Manual	6190160
550	6 GPM	1 Lane PVC	Manual	6190170

# WALK BEHIND / TOW BEHIND SPREADERS

## WALK BEHIND BROADCAST SPREADERS

### Standard Models

**WB101G**

*Black Powder Coated Steel Frame*

**WB201G**

*Stainless Steel Frame*

#### Winter Use

#### All Season Use

Bulk Salt	Ice Melt	Bagged #1 Rock Salt	Feed	Seed	Fertilizer
✓	✓	✓	✓	✓	✓

### Bulk Material Models

**WB150BG**

*Black Powder Coated Steel Frame*

**WB250BG**

*Stainless Steel Frame*

#### Winter Use

#### All Season Use

Bulk Salt	Ice Melt	Bagged #1 Rock Salt	Feed	Seed	Fertilizer
✓	✓	✓	✓	✓	✓

- 1.5 cubic feet
- 24 foot spread
- Enclosed gear box
- Black powder coated steel frame (WB101G, WB150GB)
- Stainless steel frame (WB201G, WB250GB)
- Included rain cover
- Bulk flow gate to handle bulk material (WB150BG, WB250GB)
- See additional specs on page 51



Large single flow gate for bulk & bagged material (WB150BG, WB250GB)

## WALK BEHIND DROP SPREADER

**WB400**

*Stainless Steel Main Frame*

#### Winter Use

Bulk Salt	Ice Melt	Bagged #1 Rock Salt
✓	✓	✓

- 2.5 cubic feet
- 44 inch wide drop spread
- Ideal for sidewalks and places with sensitive vegetation
- Stainless steel trough
- Includes rain cover
- See additional specs on page 51



## TOW BEHIND BROADCAST SPREADER

**TB150BG**

*Black Powder Coated Steel Frame*

#### Winter Use

Bulk Salt	Ice Melt	Bagged #1 Rock Salt
✓	✓	✓

#### All Season Use

Feed	Seed	Fertilizer
✓	✓	✓

- 1.5 cubic feet
- 24 foot spread
- For year-round use
- Enclosed gear box
- Black powder coated steel frame
- Comes with a tow-bar for small tractors, utility vehicles and ATVs
- Bulk flow gate to handle bulk material
- See additional specs on page 51



# ATV / UTV SPREADERS

## ATV ALL PURPOSE SPREADER

### ATVS100 Horizontal Mount

#### Winter Use

Bulk Salt	Ice Melt	Bagged #1 Rock Salt
	✓	✓
All Season Use		
Feed	Seed	Fertilizer
✓	✓	✓

- 12.5 gallon capacity
- Quick detachable mounting bracket
- Spread width up to 25 feet
- Adjustable shut-off gate
- Hopper empties completely
- Spreads dry free-flowing materials
- See additional specs on page 51



## ATV ALL PURPOSE SPREADER

### ATVS15A Vertical Mount

#### Winter Use

Bulk Salt	Ice Melt	Bagged #1 Rock Salt
	✓	✓
All Season Use		
Feed	Seed	Fertilizer
✓	✓	✓

- 15 gallon capacity
- Quick detachable mounting bracket
- Spread width up to 30 feet
- Adjustable shut-off gate
- 8-1/2 foot power cable with ON/OFF switch
- 12V, 5 AMP
- Gravity feed
- Spreads dry free-flowing materials
- See additional specs on page 51



## UTV ALL PURPOSE SPREADER

### UTVS16 Receiver Mount

#### Winter Use

Bulk Salt	Ice Melt	Bagged #1 Rock Salt
	✓	✓
All Season Use		
Feed	Seed	Fertilizer
✓	✓	✓

- 15 gallon capacity
- 2 inch receiver mount
- Quick detachable mounting bracket
- Spread width up to 30 feet
- Adjustable shut-off gate
- 8-1/2 inch power cable with ON/OFF switch
- 12V, 5 AMP
- Gravity feed
- Spreads dry free-flowing materials
- See additional specs on page 51



## POLY SALT BOXES

- Durable, corrosion-free construction
- Double panel, sloped lid with integral hasp
- Hand holds for ease of carrying
- Fork lift slots
- Stackable (9031100)
- 9031100: 36"W x 24"D x 30"H
- 9031105: 36"W x 24"D x 20"H (Ships UPS)
- 9031110: Salt Scoop



9031110

# PRE-WET SYSTEMS

## 30 GALLON TANK, V-BOX MOUNTED SYSTEMS

### System Includes

- Tank(s) with:
  - Stainless Steel Mounting Bracket and Hardware
  - Tie Down Strap(s) (for mounting)
- All Needed Hoses, Fittings, Valves, and Clamps
- Pre-Plumbed/Pre-Wired Pump Enclosure with:
  - 12V, 3 GPM Diaphragm Pump\*/ 4.5 GPM Hydraulic Pump\*\*
  - Proportional Valve\*\*
  - Pressure Switch (to activate low/high pressure buzzer)
- Pre-Wet System Electric In-Cab Controller (WSE1\*/WSE75\*\*) with:
  - Wiring Harness

\*Electric Only

\*\*Hydraulic Only



WSE1 - Electric Controller



WSE75 - Hydraulic Controller

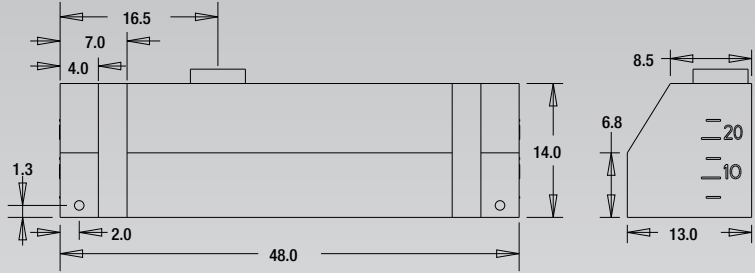
Can be used with: LS6: SHPE1000 Series, SHPE1500 Series;  
LS7/LS8/ LS8H: 1400050, 1400100, 140050SS, 1400100SS, 1400300SS, 1400350SS, 1400455SS Series, 1400465SS Series, 1400505SS Series, 1400601SS, 1470475SS Series, 1470500SS Series, 1470505SS Series, 1470550SS Series, 1470560SS Series



LS6 (Mounted on SHPE1500)



LS7 (Mounted on 1400100SS)



Part No.	Description	Dimensions (L x W x H)	Ports	Wt (LB)
LS6	Electric 30 Gallon Tank System, (Poly Spreaders)			
LS7	Electric 30 Gallon Tank System, (Steel / Stainless Spreaders)			
LS8	Electric (2) 30 Gallon Tank System, (Steel / Stainless Spreaders)			
LS8H	Hydraulic (2) 30 Gallon Tank System, (Steel / Stainless Spreaders)			
Part No.	Description	Dimensions (L x W x H)	Ports	Wt (LB)
3020340	Tank Only	48" x 13" x 15.5"	(2) 3/4" NPT Ports	25



used on LS6, LS7, LS8

## 55 GALLON TANK, V-BOX MOUNTED SYSTEMS

### System Includes

- Tank(s) with:
  - Mounting Bracket and Hardware
  - Tie Down Straps (for mounting)
- All Needed Hoses, Fittings, Valves, and Clamps
- Pre-Plumbed/Pre-Wired Pump Enclosure with:
  - 12V Diaphragm Pump
  - Pressure Switch (to activate low/high pressure buzzer)
- Pre-Wet System Electric In-Cab Controller (WSE1/WSE75) with:
  - Wiring Harness

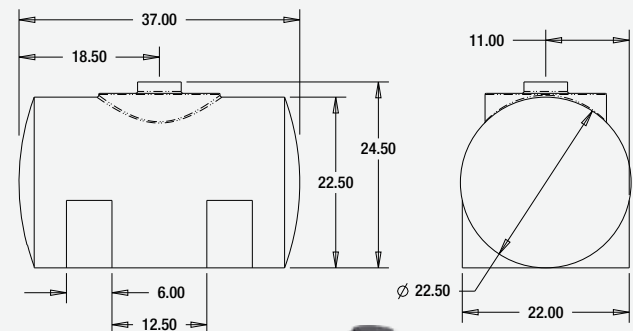


WSE1 - Electric Controller

Can be used with: 1400475SS Series, 1400500SS Series, 1400550SS Series, 1400560SS Series



LS1 & LS3 (3.5-5.0 cy V-Box Mount 55 gal.)



Part No.	Description	Dimensions (L x W x H)	Ports	WT (LB)
LS1	Electric 55 Gallon Tank System			
LS3	Electric (2) 55 Gallon Tank System			
LS2	Electric System (No Tank Included)			
Part No.	Description	Dimensions (L x W x H)	Ports	WT (LB)
WSE26	Tank Only	37" x 22" x 23"	3/4" NPT Port	51



used on LS1 & LS3

## 105 GALLON TANK, V-BOX MOUNTED SYSTEMS

### System Includes

- **Tank(s) with:**
  - Stainless Steel Mounting Bracket and Hardware
  - Tie Down Strap(s) (for mounting)
- **All Needed Hoses, Fittings, Valves, and Clamps**
- **Pre-Plumbed/Pre-Wired Pump Enclosure with:**
  - 12V, 3 GPM Diaphragm Pump\*/ 4.5 GPM Hydraulic Pump\*\*
  - Proportional Valve\*\*
  - Pressure Switch (to activate low/high pressure buzzer)
- **Pre-Wet System Electric In-Cab Controller (WSE1\*/WSE75\*\*) with:**
  - Wiring Harness

\*Electric Only

\*\*Hydraulic Only



WSE1 - Electric Controller



WSE75 - Hydraulic Controller

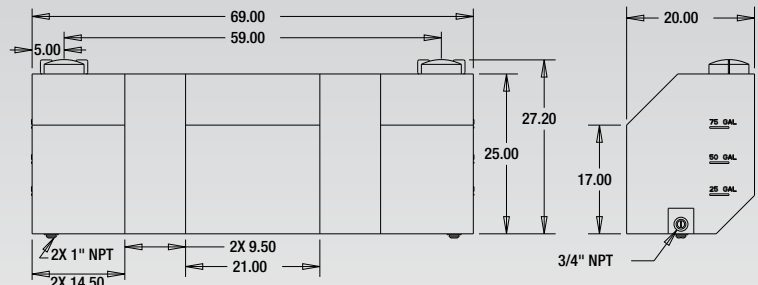
Can be used with: 1400475SS Series, 140500SS Series, 140550SS Series, 1406657SSH, 1406757SSH, 1406863SSH, 1406969SSH, 1421057SSH, 1421163SSH, 1421257SSH, 1421363SSH, 1421369SSH, 1421469SSH, 1425657SSH, 1425757SSH, 1425863SSH, 1425969SSH, 140657SSH, 1450757SSH, 1450757SSH, 1450863SSH, 1450696SSH, 1451057SSH, 1451163SSH, 1451257SSH, 1451363SSH, 1451369SSH, 1451469SSH, 1461057SSH, 1461163SSH, 1461257SSH, 1461363SSH, 1461369SSH, 1461469SSH, 1471056SSH, 1471156SSH, 1471256SSH, 1471456SSH



used on LS4 & LS5



LS4 & LS5 (6-20 cy V-Box Mount 105 gal.)



Part No.	Description	Dimensions (L x W x H)	Ports	WT (LB)
LS4	Electric 105 Gallon Tank System			
LS4H	Hydraulic 105 Gallon Tank System			
LS5	Electric (2) 105 Gallon Tank System			
LS5H	Hydraulic (2) 105 Gallon Tank System			
Part No.	Description	Dimensions (L x W x H)	Ports	WT (LB)
3010816	Tank Only	63" x 20" x 26.5"	(2) 3/4" NPT Ports, (2) 1" NPT Ports	62

## 160 GALLON TANK, MDS-MOUNTED SYSTEM

### System Includes

- **Tank(s) with:**
  - Mounting Bracket and Hardware
  - Stainless Steel Tank Strap
- **All Needed Hoses, Fittings, Valves, and Clamps**
- **Pre-Plumbed/Pre-Wired Pump Enclosure with:**
  - 12V, 3 GPM Diaphragm Pump\*/ 4.5 GPM Hydraulic Pump\*\*
  - Proportional Valve\*\*
  - Pressure Switch (to activate low/high pressure buzzer)
- **Pre-Wet System Electric In-Cab Controller (WSE1/WSE75) with:**
  - Wiring Harness

\*Electric Only

\*\*Hydraulic Only



WSE1 - Electric Controller



WSE75 - Hydraulic Controller



LS11 (MDS Mount two, 160 gal.)

Can be used with: Municipal Dump Spreader (MDS)

Part No.	Description
LS11	Electric (2) 160 Gallon Tank System
LS11H	Hydraulic (2) 160 Gallon Tank System

# PRE-WET SYSTEMS

## 400 GALLON TANK, V-BOX MOUNTED SYSTEMS

### System Includes

- 2 Tanks with:
  - Stainless Steel Mounting Bracket and Hardware
- All Needed Hoses, Fittings, Valves, and Clamps
- Pre-Plumbed/Pre-Wired Pump Enclosure with:
  - 12V, 3 GPM Diaphragm Pump\*/ 4.5 GPM Hydraulic Pump\*\*
  - Proportional Valve\*\*
  - Pressure Switch (to activate low/high pressure buzzer)
- Pre-Wet System Electric In-Cab Controller (WSE1\*/WSE75\*\*) with:
  - Wiring Harness

\*Electric Only

\*\*Hydraulic Only



WSE1 - Electric Controller

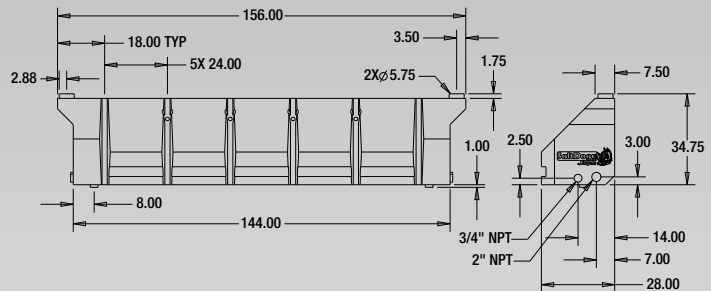


WSE75 - Hydraulic Controller

Can be used with: 1421057SSH, 1421163SSH, 1421257SSH, 1421363SSH, 1421369SSH, 1421469SSH, 1451057SSH, 1451163SSH, 1451257SSH, 1451363SSH, 1451369SSH, 1451469SSH, 1461057SSH, 1461163SSH, 1461257SSH, 1461363SSH, 1461369SSH, 1461469SSH, 1451057SSH, 1451163SSH, 1451257SSH, 1451363SSH, 1451369SSH, 1451469SSH, 1461057SSH, 1461163SSH, 1461257SSH, 1461363SSH, 1461369SSH, 1461469SSH



LS10 (12'+V-Box Mount two, 400 gal.)



used on LS10

Part No.	Description	Dimensions (L x W x H)	Ports	WT (LB)
LS10	Electric (2) 400 Gallon Tank System			
LS10H	Hydraulic (2) 400 Gallon Tank System			
Part No.	Description	Dimensions (L x W x H)	Ports	WT (LB)
3026538	Tank Only	156" x 28" x 35"	(4) 3/4" NPT Ports, (2) 2" NPT Ports	255.5

## 30 GALLON TANK, UNDERBODY MOUNTED SYSTEMS

### System Includes

- Tanks with:
  - Powder Coated Steel Mounting Brackets and Hardware
  - Tie Down Straps (for mounting)
- All Needed Hoses, Fittings, Valves, and Clamps
- Pre-Plumbed/Pre-Wired Pump Enclosure with:
  - 12V, 3 GPM Diaphragm Pump\*/ 4.5 GPM Hydraulic Pump\*\*
  - Proportional Valve\*\*
  - Pressure Switch (to activate low/high pressure buzzer)
- Pre-Wet System Electric In-Cab Controller (WSE1\*/WSE75\*\*) with:
  - Wiring Harness

\*Electric Only

\*\*Hydraulic Only



WSE1 - Electric Controller



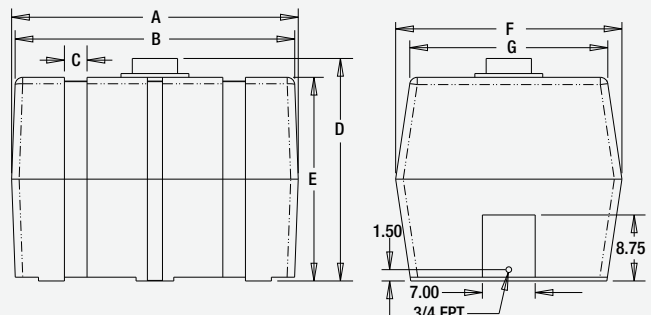
WSE75 - Hydraulic Controller

Can be used with: Universal mounting on truck frames

PART NO.	A	B	C	D	E	F	G
82123909	23	24	2.5	22.5	20	19	18
82123919	38	37	2.5	22.5	20	19	18
82123929	38	37	3	29.5	27	30	26



LS9 (Frame Mount 30 gal.)



Part No.	Description	Dimensions (L x W x H)	Ports	WT (LB)
LS9	Electric 30 Gallon Tank System			
LS9H	Hydraulic 30 Gallon Tank System			
Part No.	Description	Dimensions (L x W x H)	Ports	WT (LB)
82123909	Tank Only	24" x 19" x 22"	3/4" FPT Port	18
82123919	Tank Only	38" x 19" x 22"	3/4" FPT Port	25
82123929	Tank Only	38" x 30" x 29"	3/4" FPT Port	40

used on LS9



82123909

82123919

82123929

# 105 GALLON TANK, TAILGATE MOUNT SYSTEMS FOR UNDER TAILGATE SPREADERS

## System Includes

- Tanks with:
  - Stainless Steel Mounting Bracket and Hardware
  - Tie Down Straps (for mounting)
- All Needed Hoses, Fittings, Valves, and Clamps
- Pre-Plumbed/Pre-Wired Pump Enclosure with:
  - 12V, 3 GPM Diaphragm Pump\*/ 4.5 GPM Hydraulic Pump\*\*
  - Proportional Valve\*\*
  - Pressure Switch (to activate low/high pressure buzzer)
- Pre-Wet System Electric In-Cab Controller (WSE1\*/WSE75\*\*) with:
  - Wiring Harness

\*Electric Only

\*\*Hydraulic Only



WSE1 - Electric Controller



WSE75 - Hydraulic Controller

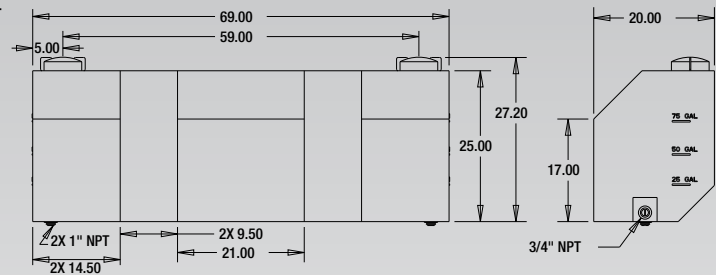
Can be used with: All Under Tailgate Spreaders.  
Dump Tailgate must be at least 24" tall.



used on LS4 & LS5



LS4T (Dump Tailgate Mount 105 gal.)



Part No.	Description	Dimensions (L x W x H)	Ports	WT (LB)
LS4T	Electric 105 Gallon Tank System			
LS4TH	Hydraulic 105 Gallon Tank System			
Part No.	Description	Dimensions (L x W x H)	Ports	WT (LB)
3010816	Tank Only	63" x 20" x 26.5"	(2) 3/4" NPT Ports, (2) 1" NPT Ports	62

# 120 GALLON TANK, BETWEEN CAB & BODY MOUNTED SYSTEM

## System Includes

- Tanks with:
  - Stainless Steel Mounting Bracket and Hardware
  - Tie Down Straps (for mounting)
- All Needed Hoses, Fittings, Valves, and Clamps
- Pre-Plumbed/Pre-Wired Pump Enclosure with:
  - 12V, 3 GPM Diaphragm Pump\*/ 4.5 GPM Hydraulic Pump\*\*
  - Proportional Valve\*\*
  - Pressure Switch (to activate low/high pressure buzzer)
- Pre-Wet System Electric In-Cab Controller (WSE1\*/WSE75\*\*) with:
  - Wiring Harness

\*Electric Only

\*\*Hydraulic Only




WSE1 - Electric Controller

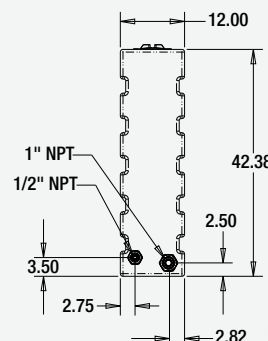


WSE75 - Hydraulic Controller

Can be used with: Universal mounting  
between cab and body



LS12 (Behind Cab Mount 120 gal.)



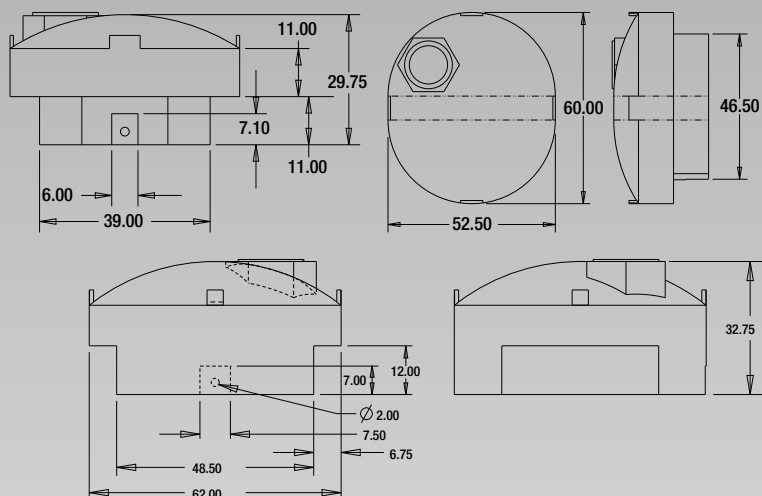
Part No.	Description	Dimensions (L x W x H)	Ports	WT (LB)
LS12	Electric 120 Gallon Tank System			
LS12H	Hydraulic 120 Gallon Tank System			
Part No.	Description	Dimensions (L x W x H)	Ports	WT (LB)
3030139	Tank Only	60.38" x 12" x 42.38"	1/2" NPT Port, 1" NPT Port	206
3026538	Galvanized frame for 3030139			105

shown with  
optional 3033887  
galvanized frame

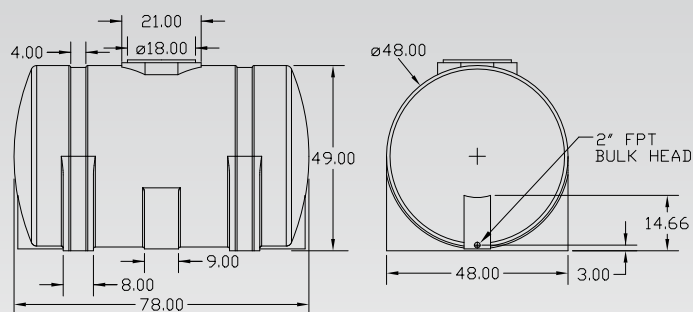


used on LS12

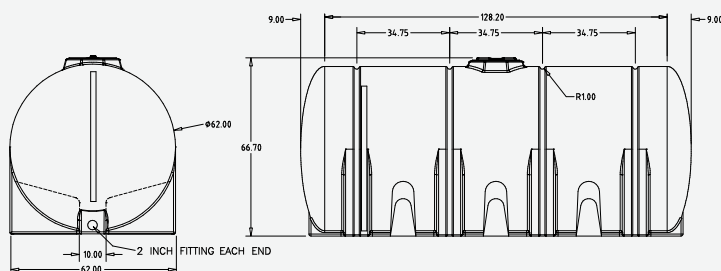
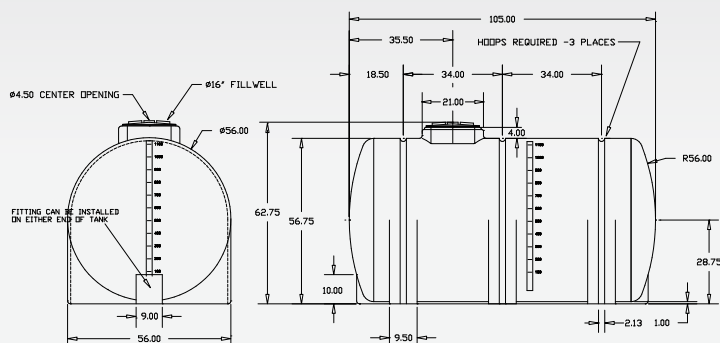
# TANKS



Part No.	Capacity	Dimensions (L x W x H)	Ports	WT (LB)
82124639	210 gal	60" x 52.5" x 29.75"	2" FPT Port	90
82124649	325 gal	63-5/16" x 52.5" x 32.75"	2" FPT Port	110



Part No.	Capacity	Dimensions (L x W x H)	Ports	WT (LB)
82124269	550 gal	78" x 48" x 49"	2" FPT Port	160



Part No.	Capacity	Dimensions (L x W x H)	Ports	WT (LB)
3027742	1,065 gal	105" x 56" x 62.75"	2" FPT Port	540
3035110	1,750 gal	146" x 62" x 67"	2" FPT Port	340

# ACCESSORIES

## 44" LIGHT BAR KITS



8891144



8891145

Part No.	Description
8891144 (Round)	(1) 304 Stainless Steel Light Box, Dimension: 44" L x 8" H x 3" D (2) 4" Round STT Lights, 10 Red LEDs (2) 4" Round Strobe Lights, 24 Amber LEDs (3) 2.5" Round Marker Lights, 4 Red LEDs (1) Wire Harness (2) LED Load Equalizers
8891145 (Oval)	(1) 304 Stainless Steel Light Box, Dimension: 44" L x 8" H x 3" D (2) 6" Oval STT Lights, 10 Red LEDs (2) 6" Oval Strobe Lights, 24 Amber LEDs (3) 2.5" Round Marker Lights, 4 Red LEDs (1) Wire Harness (2) LED Load Equalizers

## 66" LIGHT BAR KITS



8891150



8891168



8891166



8891169



8891167

Part No.	Description
8891150 (Oval)	(1) 304 Stainless Steel Light Box, Dimension: 66" L x 4" H x 3" D (2) 6.5" Oval STT Lights, 10 Red LEDs (2) 6.5" Oval Strobe Lights, 24 Amber LEDs (3) .75" Round Marker Lights, 3 Red LEDs (1) Wire Harness (2) LED Load Equalizers/Turn Signals
8891166 (Round)	(1) 304 Stainless Steel Light Box, Dimension: 66" L x 8" H x 3" D (2) 4" Round STT Lights, 10 Red LEDs (2) 4" Round Back-Up Lights, 10 Clear LEDs (2) 4" Round Strobe Lights, 24 Amber LEDs (3) 2.5" Round Marker Lights, 4 Red LEDs (1) Wire Harness (2) LED Load Equalizers
8891167 (Round)	(1) 304 Stainless Steel Light Box, Dimension: 66" L x 8" H x 3" D (4) 4" Round STT Lights, 10 Red LEDs (2) 4" Round Strobe Lights, 24 Amber LEDs (3) 2.5" Round Marker Lights, 4 Red LEDs (1) Wire Harness (2) LED Load Equalizers
8891168 (Oval)	(1) 304 Stainless Steel Light Box, Dimension: 66" L x 8" H x 3" D (2) 6" Oval STT Lights, 10 Red LEDs (2) 6" Oval Back-Up Lights, 10 Clear LEDs (2) 6" Oval Strobe Lights, 24 Amber LEDs (3) 2.5" Round Marker Lights, 4 Red LEDs (1) Wire Harness (2) LED Load Equalizers
8891169 (Oval)	(1) 304 Stainless Steel Light Box, Dimension: 66" L x 8" H x 3" D (4) 6" Oval STT Lights, 10 Red LEDs (2) 6" Oval Strobe Lights, 24 Amber LEDs (3) 2.5" Round Marker Lights, 4 Red LEDs (1) Wire Harness (2) LED Load Equalizers

## 77" LIGHT BAR KITS



8891177



8891178

Part No.	Description
8891177 (Oval)	(1) 304 Stainless Steel Light Box, Dimension: 77" L x 4" H x 3" D (2) 6.5" Oval Strobe Lights, 24 Amber LEDs (2) 6.5" Oval Back-Up Lights, 10 Clear LEDs (2) 6.5" Oval STT, 10 Red LEDs (3) .75" Round Marker Lights, 3 Red LEDs (1) Wire Harness (2) LED Load Equalizers
8891178 (Oval)	(1) 304 Stainless Steel Light Box, Dimension: 77" L x 4" H x 3" D (4) 6" Oval STT Lights, 10 Red LEDs (2) 6" Oval Strobe Lights, 24 Amber LEDs (3) .75" Round Marker Lights, 3 Red LEDs (1) Wire Harness (2) LED Load Equalizers/Turn Signal

# ACCESSORIES

## LIGHT OPTIONS FOR SPREADERS

See more at [www.buyersproducts.com/electrical-lighting](http://www.buyersproducts.com/electrical-lighting)



1492100



1492110



1492111



1492115



1492116



1492127



1492117




1492119



1492128

Part No.	Size	LEDs	Amps	Lumens	Color	Mount	Lead Length	Connection	Wt. (lb)
1492100	5"	-	2.92	-	Clear	Zinc	10"	Blunt Cut	2.64
1492110	5"	54	3.0	375	Clear	8mm stud SST	36"	Blunt Cut	1.63
1492111	5"	54	3.0	375	Amber	8mm stud SST	36"	Blunt Cut	1.63
1492115	4.6"	6	1.5	1350	Clear	8mm stud SST	36"	Blunt Cut	1.20
1492116	4.6"	6	1.5	1350	Amber	8mm stud SST	36"	Blunt Cut	1.20
1492127	5"	14	3.0	3780	Clear	SST	36"	Blunt Cut	1.20
1492117	4.3"	5	1.2	1050	Clear	SST	36"	Blunt Cut	1.20
1492119	5.3"	9	2.25	1500	Clear	SST	36"	Blunt Cut	1.76
1492128	4.6"	16	3.8	4320	Clear	SST	36"	Blunt Cut	2.25

## Driveway Markers



1308600

- Reflective tape
- 5/16" x 48"
- Pencil end for easy staking
- Rounded end resists splintering

Part No.	Description
1308600	Orange Markers (36 per case)

## Tie Down Kit



3010548

- Heavy-Duty Chain & Turn Buckle Tie Down Kit
- Zinc Plated Hardware
- Powder Coated Brackets

Part No.	Description
3010548	Heavy-Duty Chain & Turn Buckle Tie Down Kit for 6-20 Cubic Yard Municipal Spreaders

# SPECIFICATION CHART

PART NUMBER	CAPACITY	HEIGHT	WIDTH	LENGTH OVERALL	HOPPER LENGTH	FEED MECHANISM
<b>ELECTRIC TAILGATE SPREADERS PG. 4-8</b>						
TGSUV1B	4.4 cu. ft.	40.5"	22.5"	21"	19"	Manual open/close gate w/gravity feed
TGSUVPROA	4.4 cu. ft.	40.5"	22.5"	21"	19"	Gravity feed w/vertical 12V auger assist
TGS01B	8 cu. ft.	45.7"	29.7"	26"	26"	Gravity feed w/vertical 12V auger assist
TGS05B	10.79 cu. ft.	40.1"	54.3"	52.25"	23"	Gravity feed w/vertical 12V auger assist
TGS02	4.0 cu. ft.	31.5"	30.9"	30"	18.3"	Horizontal Auger Feed
TGS03	8 cu. ft.	45"	38"	38"	28"	Horizontal Auger Feed
TGS03RED	8 cu. ft.	45"	38"	38"	28"	Horizontal Auger Feed
TGS03YEL	8 cu. ft.	45"	38"	38"	28"	Horizontal Auger Feed
TGS07	11 cu. ft.	46"	53"	51"	26"	Horizontal Auger Feed
TGS07RED	11 cu. ft.	46"	53"	51"	26"	Horizontal Auger Feed
TGS07YEL	11 cu. ft.	46"	53"	51"	26"	Horizontal Auger Feed
TGS06	10 cu. ft.	40"	63"	52"	26.9"	Manual open/close gate w/gravity feed

PART NUMBER	CAPACITY	HEIGHT	WIDTH	LENGTH OVERALL	HOPPER LENGTH	FEED MECHANISM
<b>ELECTRIC POLY HOPPER SPREADERS PG. 10-11</b>						
SHPE0750	0.75 cu. yds.	28"	48"	63.2"	53"	2.5" Stainless Steel Auger & Trough
SHPE0750X	0.75 cu. yds.	28"	48"	66.7"	53"	2.5" Stainless Steel Auger & Trough
SHPE1000	1.0 cu. yds.	34"	48"	82.1"	68"	2.5" Stainless Steel Auger & Trough
SHPE1000X	1.0 cu. yds.	34"	48"	82.1"	68"	2.5" Stainless Steel Auger & Trough
SHPE1500	1.5 cu. yds.	38"	50.5"	99.7"	87.3"	2.5" Stainless Steel Auger & Trough
SHPE1500X	1.5 cu. yds.	38"	50.5"	103.1"	87.3"	2.5" Stainless Steel Auger & Trough
SHPE1500RED	1.5 cu. yds.	38"	50.5"	99.7"	87.3"	2.5" Stainless Steel Auger & Trough
SHPE1500XRED	1.5 cu. yds.	38"	50.5"	99.7"	87.3"	2.5" Stainless Steel Auger & Trough
SHPE1500YEL	1.5 cu. yds.	38"	50.5"	99.7"	87.3"	2.5" Stainless Steel Auger & Trough
SHPE1500XYEL	1.5 cu. yds.	38"	50.5"	99.7"	87.3"	2.5" Stainless Steel Auger & Trough
<b>NEW HOPPER DESIGN</b>	SHPE2000	2 cu. yds.	40"	47.8"	100"	2.5" Stainless Steel Auger & Trough
	SHPE2000X	2 cu. yds.	40"	47.8"	103.3"	2.5" Stainless Steel Auger & Trough
	SHPE2000RED	2 cu. yds.	40"	47.8"	100"	2.5" Stainless Steel Auger & Trough
	SHPE2000XRED	2 cu. yds.	40"	47.8"	100"	2.5" Stainless Steel Auger & Trough
	SHPE2000YEL	2 cu. yds.	40"	47.8"	100"	2.5" Stainless Steel Auger & Trough
	SHPE2000XYEL	2 cu. yds.	40"	47.8"	100"	2.5" Stainless Steel Auger & Trough
	PRO2000	2 cu. yds.	44.3"	48"	96"	5.25" Steel Auger, Stainless Steel Trough
	PRO2000CH	2 cu. yds.	44.3"	48"	96"	12" Wide Conveyor Chain
	PRO2500	2.5 cu. yds.	44.3"	48"	116.5"	5.25" Steel Auger, Stainless Steel Trough
	PRO2500CH	2.5 cu. yds.	44.3"	48"	116.5"	12" Wide Conveyor Chain

PART NUMBER	CAPACITY	HEIGHT	WIDTH	LENGTH OVERALL	HOPPER LENGTH	FEED MECHANISM
<b>GAS V-BOX SLIDE-IN SPREADERS PG. 14-15</b>						
1400200SS	1.5 cu. yds.	32.1"	47"	99.7"	72"	12" Wide Conveyor Chain
1400250SS	1.5 cu. yds.	32.1"	47"	99.7"	72"	12" Wide Conveyor Chain
1400050	2 cu. yds.	32.1"	47"	100"	96"	12" Wide Conveyor Chain
1400100	2 cu. yds.	32.1"	47"	100"	96"	12" Wide Conveyor Chain
1400050SS	2 cu. yds.	32.1"	47"	100"	96"	12" Wide Conveyor Chain
1400100SS	2 cu. yds.	32.1"	47"	100"	96"	12" Wide Conveyor Chain
1400400	2 cu. yds.	35"	47"	100"	95.5"	12" Wide Conveyor Chain
1400450	2 cu. yds.	35"	47"	100"	95.5"	12" Wide Conveyor Chain
1400300SS	2.5 cu. yds.	32.1"	47"	124.8"	120"	12" Wide Conveyor Chain
1400350SS	2.5 cu. yds.	32.1"	47"	124.8"	120"	12" Wide Conveyor Chain

PART NUMBER	CAPACITY	HEIGHT	WIDTH	LENGTH OVERALL	HOPPER LENGTH	FEED MECHANISM
<b>ELECTRIC V-BOX SLIDE-IN SPREADERS PG. 16</b>						
1400601SS	2.0 cu. yds.	32.1"	47"	110.8"	96"	12" Wide Conveyor Chain
1400701SS	1.5 cu. yds.	32.1"	47"	86.8"	72"	12" Wide Conveyor Chain

PART NUMBER	CAPACITY	HEIGHT	WIDTH	LENGTH OVERALL	HOPPER LENGTH	FEED MECHANISM
<b>MID-SIZE ELECTRIC POLY HOPPER SPREADERS PG. 18-21</b>						
SHPE3000	3 cu. yds.	52.7"	49.6"	123.7"	114"	6" Steel Auger, Stainless Steel Trough
SHPE3000CH	3 cu. yds.	52.7"	49.6"	123.7"	114"	12" Wide Steel Pintle Conveyor Chain
SHPE4000	4 cu. yds.	43.5"	74"	114.8"	99.5"	5.5" Steel Auger, Stainless Steel Trough
<b>NEW</b> SHPE4000CH	4 cu. yds.	43.5"	74"	114.8"	99.5"	12" Wide Steel Pintle Chain Conveyor
SHPE6000	6 cu. yds.	57"	77"	133.5"	127"	6" Steel Auger, Stainless Steel Trough
<b>NEW</b> SHPE6000CH	6 cu. yds.	57"	77"	133.5"	127"	12" Wide Steel Pintle Chain Conveyor

PART NUMBER	CAPACITY	HEIGHT	WIDTH	LENGTH OVERALL	HOPPER LENGTH	FEED MECHANISM
<b>2.5 – 3.0 CU. YD. GAS / ELECTRIC / HYDRAULIC MID-SIZE SPREADERS PG. 22-24</b>						
1400455SS	2.5 cu. yds.	38.0"	38.0"	115.9"	96"	14.5" Wide Conveyor Chain, Gas
1400455SSE	2.5 cu. yds.	38.0"	38.0"	116.5"	96"	14.5" Wide Conveyor Chain, Electric
1400455SSH	2.5 cu. yds.	38.0"	38.0"	118.8"	96"	14.5" Wide Conveyor Chain, Hydraulic
1400460SS	2.75 cu. yds.	38.0"	38.0"	127.9"	108"	14.5" Wide Conveyor Chain, Gas
1400460SSE	2.75 cu. yds.	38.0"	38.0"	128.5"	108"	14.5" Wide Conveyor Chain, Electric
1400460SSH	2.75 cu. yds.	38.0"	38.0"	130.0"	108"	14.5" Wide Conveyor Chain, Hydraulic
1400465SS	3.0 cu. yds.	38.0"	38.0"	138.9"	120"	14.5" Wide Conveyor Chain, Gas
1400465SSE	3.0 cu. yds.	38.0"	38.0"	140.5"	120"	14.5" Wide Conveyor Chain, Electric
1400465SSH	3.0 cu. yds.	38.0"	38.0"	141.8"	120"	14.5" Wide Conveyor Chain, Hydraulic

# SPECIFICATION CHART

PART NUMBER	CAPACITY	HEIGHT	WIDTH	LENGTH OVERALL	HOPPER LENGTH	FEED MECHANISM
-------------	----------	--------	-------	----------------	---------------	----------------

## 3.5 – 5.5 CU. YD.

### GAS / ELECTRIC / HYDRAULIC MID-SIZE SPREADERS PG. 24

1400475SS	3.5 cu. yds.	45.5"	70"	115.9"	96"	14.5" Wide Conveyor Chain, Gas
1400475SSE	3.5 cu. yds.	45.5"	70"	115.9"	96"	14.5" Wide Conveyor Chain, Electric
1400475SSH	3.5 cu. yds.	45.5"	70"	118.8"	96"	14.5" Wide Conveyor Chain, Hydraulic
1400500SS	4.0 cu. yds.	45.5"	70"	127.9"	108"	14.5" Wide Conveyor Chain, Gas
1400500SSE	4.0 cu. yds.	45.5"	70"	127.9"	108"	14.5" Wide Conveyor Chain, Electric
1400500SSH	4.0 cu. yds.	45.5"	70"	130.0"	108"	14.5" Wide Conveyor Chain, Hydraulic
1400550SS	4.5 cu. yds.	45.5"	70"	138.9"	120"	14.5" Wide Conveyor Chain, Gas
1400550SSE	4.5 cu. yds.	45.5"	70"	138.9"	120"	14.5" Wide Conveyor Chain, Electric
1400550SSH	4.5 cu. yds.	45.5"	70"	141.8"	120"	14.5" Wide Conveyor Chain, Hydraulic
1400505SS	5.0 cu. yds.	57.5"	70"	138.9"	120"	14.5" Wide Conveyor Chain, Gas
1400505SSE	5.0 cu. yds.	57.5"	70"	138.9"	120"	14.5" Wide Conveyor Chain, Electric
1400505SSH	5.0 cu. yds.	57.5"	70"	141.8"	120"	14.5" Wide Conveyor Chain, Hydraulic
1400560SS	5.0 cu. yds.	50.6"	70"	138.9"	120"	14.5" Wide Conveyor Chain, Gas
1400560SSE	5.0 cu. yds.	50.6"	70"	138.9"	120"	14.5" Wide Conveyor Chain, Electric
1400560SSH	5.0 cu. yds.	50.6"	70"	141.8"	120"	14.5" Wide Conveyor Chain, Hydraulic

NEW

1470475SSE	3.5 cu. yds.	45.5"	70"	115"	96"	5.25" Variable Pitch Auger, Electric
1470475SSH	3.5 cu. yds.	45.5"	70"	115"	96"	5.25" Variable Pitch Auger, Hydraulic
1470500SSE	4.0 cu. yds.	45.5"	70"	127"	108"	5.25" Variable Pitch Auger, Electric
1470500SSH	4.0 cu. yds.	45.5"	70"	127"	108"	5.25" Variable Pitch Auger, Hydraulic
1470550SSE	4.5 cu. yds.	45.5"	70"	139"	120"	5.25" Variable Pitch Auger, Electric
1470550SSH	4.5 cu. yds.	45.5"	70"	139"	120"	5.25" Variable Pitch Auger, Hydraulic
1470505SSE	5.0 cu. yds.	50.4"	70"	127"	108"	5.25" Variable Pitch Auger, Electric
1470505SSH	5.0 cu. yds.	50.4"	70"	127"	108"	5.25" Variable Pitch Auger, Hydraulic
1470560SSE	5.0 cu. yds.	50.4"	70"	139"	120"	5.25" Variable Pitch Auger, Electric
1470560SSH	5.0 cu. yds.	50.4"	70"	139"	120"	5.25" Variable Pitch Auger, Hydraulic

PART NUMBER	CAPACITY	HEIGHT	WIDTH	LENGTH OVERALL	HOPPER LENGTH	FEED MECHANISM
-------------	----------	--------	-------	----------------	---------------	----------------

### 7 - 9 CU. YD. ELECTRIC MUNICIPAL SPREADERS PG. 28

1490757SSE	7 cu. yds.	50"	82"	144"	120"	24" Wide Conveyor with 1/4" Bars
1490957SSE	9 cu. yds.	50"	82"	168"	144"	24" Wide Conveyor with 1/4" Bars

PART NUMBER	CAPACITY	HEIGHT	WIDTH	LENGTH OVERALL	HOPPER LENGTH	FEED MECHANISM
-------------	----------	--------	-------	----------------	---------------	----------------

### 7 - 10 CU. YD. HYDRAULIC AUGER SPREADERS PG. 29

1471056SSH	7 cu. yds.	55.25"	87.7"	82"	120"	7" Hard Surface, Multi Pitch Auger
1471156SSH	8 cu. yds.	55.25"	87.7"	82"	132"	7" Hard Surface, Multi Pitch Auger
1471256SSH	9 cu. yds.	55.25"	87.7"	82"	144"	7" Hard Surface, Multi Pitch Auger
1471456SSH	10 cu. yds.	55.25"	87.7"	82"	168"	7" Hard Surface, Multi Pitch Auger

PART NUMBER	CAPACITY	HEIGHT	WIDTH	LENGTH OVERALL	HOPPER LENGTH	FEED MECHANISM
-------------	----------	--------	-------	----------------	---------------	----------------

## 6 - 20 CU. YD.

### HYDRAULIC MUNICIPAL SPREADERS PG. 30-31

1450657SSH	6 cu. yds.	57"	82"	132"	108"	24" Wide Conveyor, 50:1 Gearbox ratio
1425657SSH	6 cu. yds.	57"	82"	132"	108"	24" Wide Conveyor, 25:1 Gearbox ratio
1406657SSH	6 cu. yds.	57"	82"	132"	108"	24" Wide Conveyor, 6:1 Gearbox ratio
1450757SSH	7 cu. yds.	57"	82"	144"	120"	24" Wide Conveyor, 50:1 Gearbox ratio
1425757SSH	7 cu. yds.	57"	82"	144"	120"	24" Wide Conveyor, 25:1 Gearbox ratio
1406757SSH	7 cu. yds.	57"	82"	144"	120"	24" Wide Conveyor, 6:1 Gearbox ratio
1450863SSH	8 cu. yds.	63"	82"	144"	120"	24" Wide Conveyor, 50:1 Gearbox ratio
1425863SSH	8 cu. yds.	63"	82"	144"	120"	24" Wide Conveyor, 25:1 Gearbox ratio
1406863SSH	8 cu. yds.	63"	82"	144"	120"	24" Wide Conveyor, 6:1 Gearbox ratio
1450969SSH	9 cu. yds.	69"	82"	144"	120"	24" Wide Conveyor, 50:1 Gearbox ratio
1425969SSH	9 cu. yds.	69"	82"	144"	120"	24" Wide Conveyor, 25:1 Gearbox ratio
1406969SSH	9 cu. yds.	69"	82"	144"	120"	24" Wide Conveyor, 6:1 Gearbox ratio
1451057SSH	10 cu. yds.	57"	82"	168"	144"	24" Wide Conveyor, 50:1 Gearbox ratio
1421057SSH	10 cu. yds.	57"	82"	168"	144"	24" Wide Conveyor, 25:1 Gearbox ratio
1461057SSH	10 cu. yds.	57"	82"	168"	144"	24" Wide Conveyor, 6:1 Gearbox ratio
1451163SSH	11 cu. yds.	63"	82"	168"	144"	24" Wide Conveyor, 50:1 Gearbox ratio
1421163SSH	11 cu. yds.	63"	82"	168"	144"	24" Wide Conveyor, 25:1 Gearbox ratio
1461163SSH	11 cu. yds.	63"	82"	168"	144"	24" Wide Conveyor, 6:1 Gearbox ratio
1451369SSH	13 cu. yds.	69"	82"	168"	144"	24" Wide Conveyor, 50:1 Gearbox ratio
1421369SSH	13 cu. yds.	69"	82"	168"	144"	24" Wide Conveyor, 25:1 Gearbox ratio
1461369SSH	13 cu. yds.	69"	82"	168"	144"	24" Wide Conveyor, 6:1 Gearbox ratio
1451257SSH	12 cu. yds.	57"	82"	192"	168"	24" Wide Conveyor, 50:1 Gearbox ratio
1421257SSH	12 cu. yds.	57"	82"	192"	168"	24" Wide Conveyor, 25:1 Gearbox ratio
1461257SSH	12 cu. yds.	57"	82"	192"	168"	24" Wide Conveyor, 6:1 Gearbox ratio
1451363SSH	13 cu. yds.	63"	82"	192"	168"	24" Wide Conveyor, 50:1 Gearbox ratio
1421363SSH	13 cu. yds.	63"	82"	192"	168"	24" Wide Conveyor, 25:1 Gearbox ratio
1461363SSH	13 cu. yds.	63"	82"	192"	168"	24" Wide Conveyor, 6:1 Gearbox ratio
1451469SSH	14 cu. yds.	69"	82"	192"	168"	24" Wide Conveyor, 50:1 Gearbox ratio
1421469SSH	14 cu. yds.	69"	82"	192"	168"	24" Wide Conveyor, 25:1 Gearbox ratio
1461469SSH	14 cu. yds.	69"	82"	192"	168"	24" Wide Conveyor, 6:1 Gearbox ratio

For spreaders above 14 cubic yards contact customer services.

PART NUMBER	CAPACITY	SIDE	WIDTH	LENGTH OVERALL	HOPPER LENGTH	FEED MECHANISM
<b>MUNICIPAL DUMP SPREADERS PG. 32-33</b>						
933093648	6.4 cu. yds.	36"	96"	111"	108"	30.25" Wide Conveyor with 1/2" Bars
933103648	7.2 cu. yds.	36"	96"	123"	120"	30.25" Wide Conveyor with 1/2" Bars
933113648	8.0 cu. yds.	36"	96"	135"	132"	30.25" Wide Conveyor with 1/2" Bars
933123648	8.8 cu. yds.	36"	96"	147"	144"	30.25" Wide Conveyor with 1/2" Bars
933133648	9.6 cu. yds.	36"	96"	159"	156"	30.25" Wide Conveyor with 1/2" Bars
933143648	10.4 cu. yds.	36"	96"	170"	168"	30.25" Wide Conveyor with 1/2" Bars
933153648	11.2 cu. yds.	36"	96"	182"	180"	30.25" Wide Conveyor with 1/2" Bars
934093648	6.4 cu. yds.	36"	96"	111"	108"	7" Dual Auger Drive
934103648	7.2 cu. yds.	36"	96"	123"	120"	7" Dual Auger Drive
934113648	8.0 cu. yds.	36"	96"	135"	132"	7" Dual Auger Drive
934123648	8.8 cu. yds.	36"	96"	147"	144"	7" Dual Auger Drive
934133648	9.6 cu. yds.	36"	96"	159"	156"	7" Dual Auger Drive
934143648	10.4 cu. yds.	36"	96"	170"	168"	7" Dual Auger Drive
934153648	11.2 cu. yds.	36"	96"	182"	180"	7" Dual Auger Drive

PART NUMBER	CAPACITY	HEIGHT	WIDTH	LENGTH OVERALL	DROP POSITION	FEED MECHANISM
<b>UNDER TAILGATE SPREADERS PG. 34-35</b>						
92440SSA	N/A	31.25"/34.25"	96"	25"	stnd	6" Auger w/3/8" flighting, Electric
92441SSA	N/A	31.25"/34.25"	96"	25"	center	6" Auger w/ 3/8" flighting, Electric
92420A	N/A	31.25"/34.25"	96"	18"	stnd	6" Auger w/3/8" flighting, Hydraulic
92420SSA	N/A	31.25"/34.25"	96"	18"	stnd	6" Auger w/3/8" flighting, Hydraulic
92421SSA	N/A	38.00"/41.00"	96"	19"	stnd	6" Auger w/3/8" flighting, Hydraulic
92422SSA	N/A	38"/41"	96"	19"	stnd	6" Auger w/3/8" hard faced flighting, Hydraulic
92425SSA	N/A	31.25"/34.25"	96"	18"	ds	6" Auger w/3/8" flighting, Hydraulic
92426SSA	N/A	38"/41"	96"	19"	ds	6" Auger w/3/8" flighting, Hydraulic
92427SSA	N/A	38"/41"	96"	19"	ds	6" Auger w/3/8" hard faced flighting, Hydraulic
92428SSA	N/A	31.25"/34.25"	96"	18"	stnd	6" Auger w/3/8" flighting, Hydraulic
92430A	N/A	31.25"/34.25"	96"	18"	stnd	6" Auger w/3/8" flighting, 5:1 Gearbox ratio, Hydraulic
92430SSA	N/A	31.25"/34.25"	96"	18"	stnd	6" Auger w/3/8" flighting, 5:1 Gearbox ratio, Hydraulic
92450SSA	N/A	33.6"/36"	96"	19"	ds or ps	9" Auger w/3/8" flighting, Hydraulic

PART NUMBER	CAPACITY	HEIGHT	WIDTH	LENGTH OVERALL	DROP POSITION	FEED MECHANISM
<b>REPLACEMENT TAILGATE SPREADERS PG. 36</b>						
9035100	N/A	37.2-40.2	84.25-90.25	N/A	center	6" Auger w/3/8" flighting, Electric
9035101	N/A	37.2-40.2	84.25-90.25	N/A	ds	6" Auger w/3/8" flighting, Electric
9035102	N/A	35.5-38.5	84.25-90.25	N/A	center	6" Auger w/3/8" flighting, Hydraulic
9035103	N/A	35.5-38.5	84.25-90.25	N/A	ds	6" Auger w/3/8" flighting, Hydraulic
5535000	N/A	36"	73" - 95"	N/A	center	5" Auger w/mixing tines

PART NUMBER	CAPACITY	FLOW RATE	SPRAY BAR	APPLICATION RATE CONTROL
<b>HYDRAULIC / GAS / ELECTRIC ANTI-ICE SYSTEMS PG. 40-41</b>				
6191120	550 gallons	25 GPM	1 Lane PVC	Manual
6191121	550 gallons	25 GPM	1 Lane PVC	Automatic
6191615	1065 gallons	185 GPM	3 Lane Stainless	Manual
6191616	1065 gallons	185 GPM	3 Lane Stainless	Automatic
6191635	1750 gallons	185 GPM	3 Lane Stainless	Manual
6191636	1750 gallons	185 GPM	3 Lane Stainless	Automatic
6192715	1065 gallons	235 GPM	3 Lane Stainless	Manual
6192716	1065 gallons	235 GPM	3 Lane Stainless	Automatic
6192735	1750 gallons	235 GPM	3 Lane Stainless	Manual
6192736	1750 gallons	235 GPM	3 Lane Stainless	Automatic
6190150	210 gallons	6 GPM	1 Lane PVC	Manual
6190160	325 gallons	6 GPM	1 Lane PVC	Manual
6190170	550 gallons	6 GPM	1 Lane PVC	Manual

PART NUMBER	CAPACITY	HEIGHT	WIDTH	LENGTH OVERALL	HOPPER LENGTH	FEED MECHANISM
<b>WALK BEHINDS/ATV/UTV PG. 37-39</b>						
WB101G	1.5 cu.ft./100 lb.	31.5"	26.5"	22.5"	19"	Gravity Feed with Agitator
WB201G	1.5 cu.ft./100 lb.	31.5"	26.5"	22.5"	19"	Gravity Feed with Agitator
WB150BG	1.5 cu.ft./100 lb.	31.5"	26.5"	22.5"	19"	Gravity Feed with Agitator
WB250BG	1.5 cu.ft./100 lb.	31.5"	26.5"	22.5"	19"	Gravity Feed with Agitator
TB150BG	1.5 cu.ft./100 lb.	31.5"	26.5"	46"	19"	Gravity Feed with Agitator
WB400	2.5 cu.ft./200 lb.	35"	44"	18.3"	43.1"	Gravity Feed
ATVS15A	15 Gallon	32.75"	18"	18.25"	16.5"	Gravity Feed
ATVS100	12.5 Gallon	16.25"	26.5"	32.75"	19"	Gravity Feed
UTVS16	15 Gallon	45"	18"	46"	16.5"	Gravity Feed

# The Buyers family of manufacturing companies

***Tracom***

 **Boomerang**  
RUBBER, INC.

 **Romotech**  
Rotational Molding Technologies, Inc.

 **PROGRESSIVE**  
POWDER COATING, INC.

[www.buyersproducts.com](http://www.buyersproducts.com)

